Front Elevation

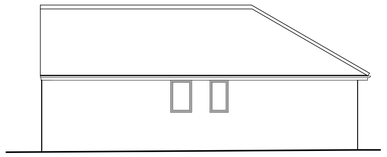

Side Elevation

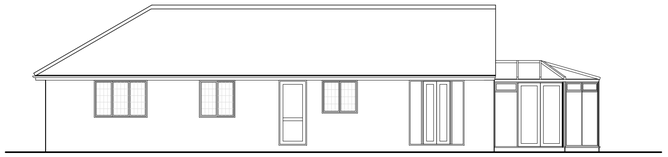

Rear Elevation

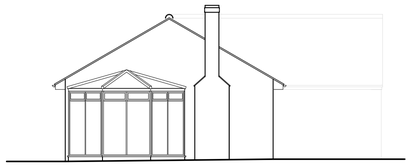

Side Elevation

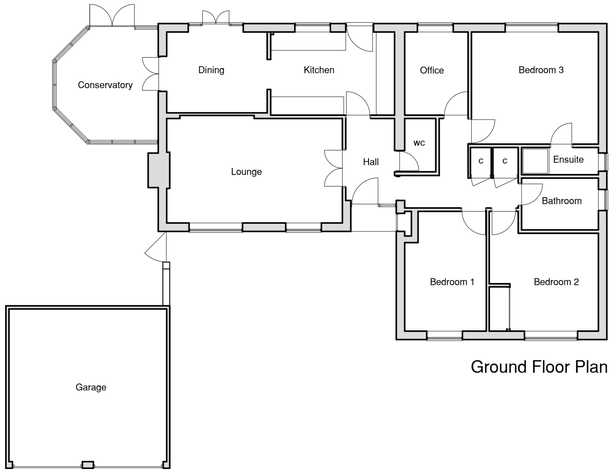

Ground Floor Plan

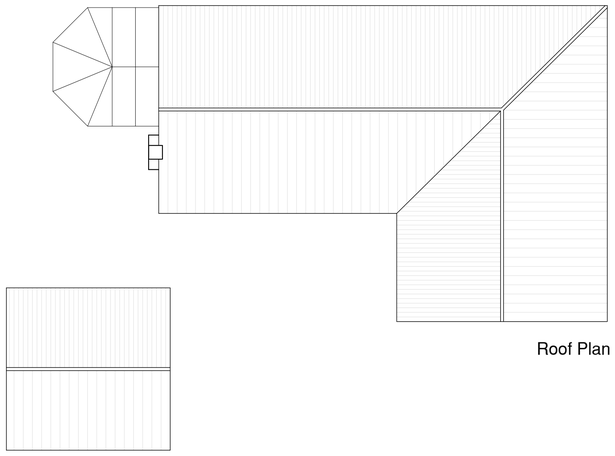

Roof Plan

Scale - Metres

0 1 2 3 4 5 m

NOTE:

The Contractor is to check and verify all building and site dimensions, levels and sewer invert levels at connection points before work starts.

This drawing must be read with and checked against any structural or other specialist drawings provided.

The Contractor is to comply in all respects with the current Building Regulations whether or not specifically stated on these drawings.

This drawing is not intended to show details of foundation or ground conditions. Each area of ground relied upon to support the structure depicted must be investigated by the Contractor and suitable methods of foundation be provided.

Rev.	Description	Date
A	Ensuite and bathroom annotation added	26.10.25

Client

Mr & Mrs S.Randhawa

Site

7 The Turnstones
Gravesend

Title

Proposed Ground Floor Plan, Elevations and Roof Plan

Scale 1:100@A1

Date Oct 25

Drawing Number TTC/102

Rev. A