Hill Residential

Report all discrepancies, errors and omissions. Verify all dimensions on site before commencing any work on site or preparing shop drawings.

All materials, components and workmanship are to comply with the relevant British Standards, Codes of Practice, and appropriate manufacturers recommendations that from time to time shall apply.

For all specialist work, see relevant drawings. This drawing and design are copyright of Clague LLP. Registration number OC335948.

62 Burgate - Canterbury - Kent - CT1 2BH

2 Kinsbourne Court - Luton Road - Harpenden - Hertfordshire - AL5 3BL

8 Disney Street - London - SE1 1JF

Do Not Scale. Scaling permitted for planning purposes only.

No.	Date	Rev. by	Description
P01	03.10.2025	HE	Preliminary Issue
P02	16.10.2025	LP	Substructure Tender Issue
T01	29.10.2025	HE	Additional Section Marker
T02	11.11.2025	LP	internal dimensions added and window/ door references added.
C01	16.12.2025	LP	Superstructure Construction Issue
C02	10.03.2026	LP	Swft box added and set out.
C03	15.04.2026	LP	Updated to coordinate with truss manufacturer design to change trusses to 222mm
C04	20.04.2026	MTP	Additional Swift Box as clouded

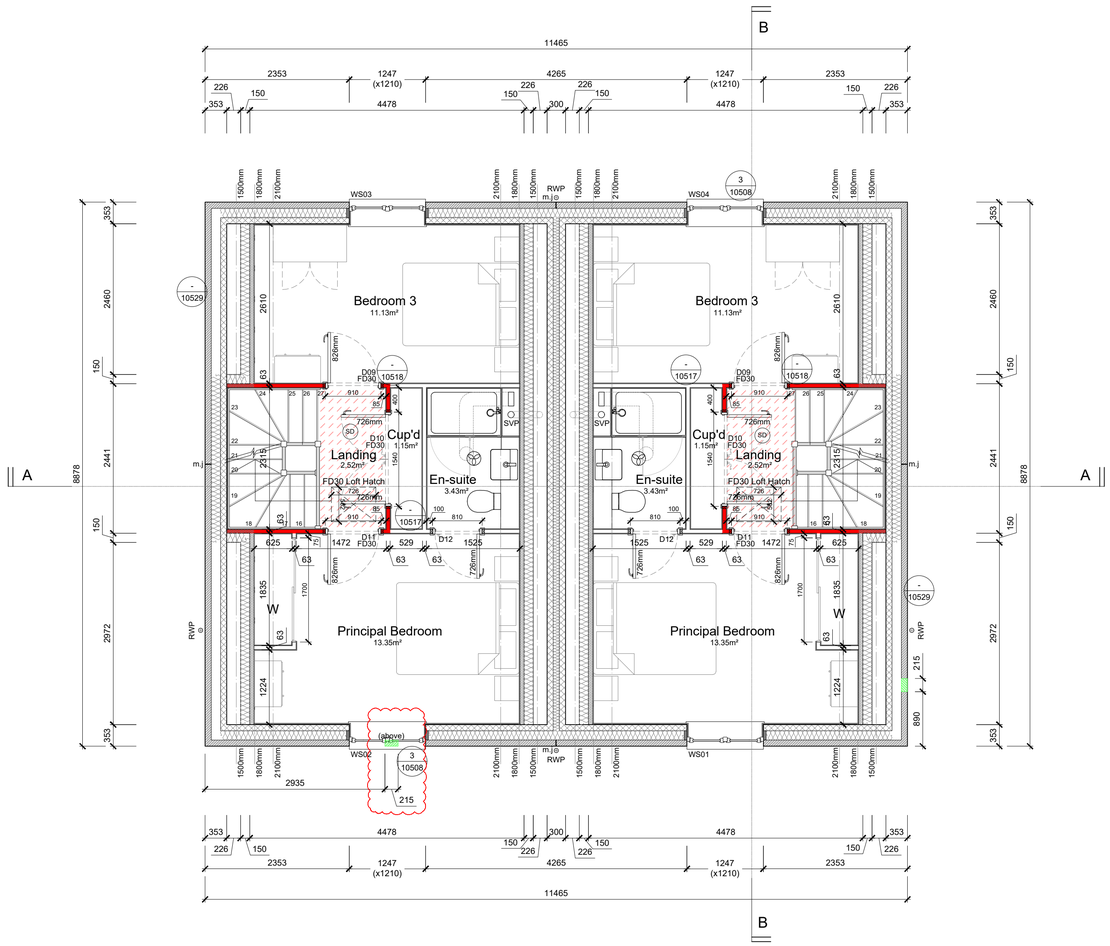

SECOND FLOOR PLAN

KEY TO SYMBOLS SUPERSTRUCTURE

- Facing brickwork
- Blockwork (refer to structural engineers drawings for strengths)
- Timber Stud Partitions (refer to detail drawings)
- Timber butressing partition (refer to detail drawings)
- m j — movement joint
- Line of 30 minute fire resisting construction
- 1 layer 15mm Gyproc Fireline Board to ceilings
- SS — foul drain stub stack with air admittance valve
- SP — foul drain soil pipe (non ventilating)
- SVP — foul drain soil and vent pipe
- SD — mains operated interlinked fire detecting alarm
- ceiling mounted MEV extract grille (refer to M&E drawings for setting out)
- tap — cold water bib tap
- Swift Brick
- drawing / detail — Detail Drawing Number
- WG01 — Window reference
- ED01 — External door reference
- D01 — Internal door reference
- FD30 — 30 minute fire door (s) denotes requirement for smoke seals

Scale 1:50

0 1 2 3 4 5

CLAGUE ARCHITECTS

www.clague.co.uk 01227 762 060 info@clague.co.uk

Client
Hill Residential

Project Title
Proposed Residential Development
Milton Place
Gravesend
Kent

Drawing Description
Plot 68 & 69
House Type - H3 (Walbury)
Second Floor Plan

Scale	Date	Created	Checked
1:50 @ A1	September 2025	LB	

Drawing Status
CONSTRUCTION

Drawing Number	Revision
MPG-CLA-H3-02-D-A-05400	C04

Hill Residential

FRONT ELEVATION

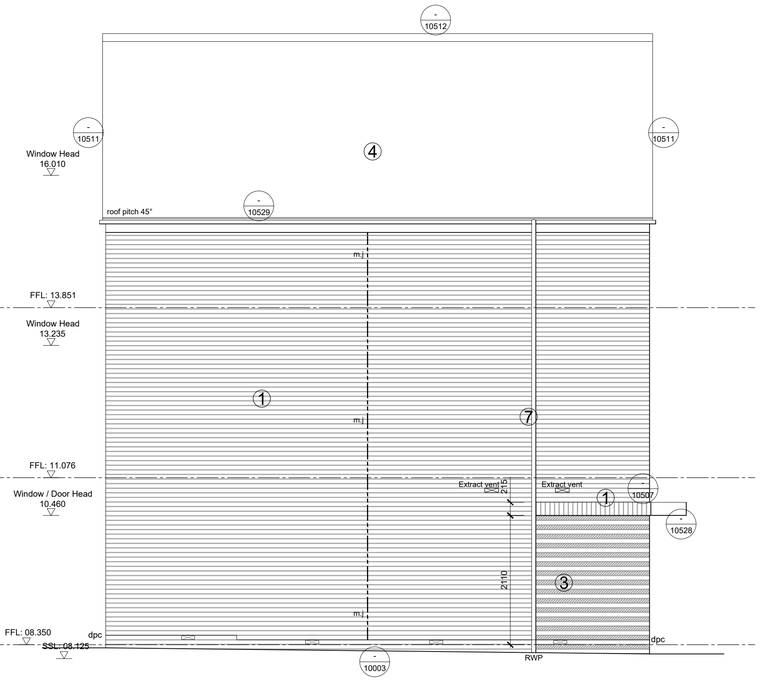

SIDE ELEVATION

REAR ELEVATION

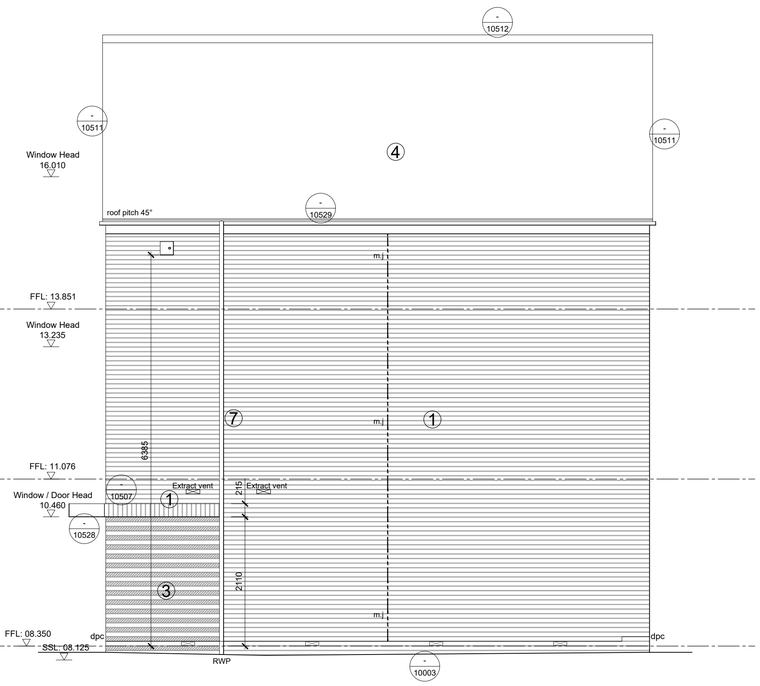

SIDE ELEVATION

KEY TO SYMBOLS ELEVATION

	Indicates position of tile vents
tap	Cold water bib tap
m.j	Movement Joint positions are shown indicatively. Structural engineer to confirm locations
ED01	External door reference
WG01	Window reference
*	Windows marked thus to be egress windows
Safety Glass	Indicates location of safety glass
Obscure	Indicates obscure glazing
drawing / detail	Detail Drawing Number
	Swift Brick

Materials Key:

1 - Brick Type 1: Cream
2 - Brick Type 2: White
3 - Alternating courses of brick type 1 and 2 (terminating at top in brick type 2)
4 - Charcoal Grey Roof Tile
5 - UPVC Windows and Doors - Black
6 - GRP Front Doors - Black
7 - Black Rainwater Goods

Refer to Materials Schedule for specified items

Scale 1:100

0 2 4 6 8 10

Report all discrepancies, errors and omissions. Verify all dimensions on site before commencing any work on site or preparing shop drawings.

All materials, components and workmanship are to comply with the relevant British Standards, Codes of Practice, and appropriate manufacturers recommendations that from time to time shall apply.

For all specialist work, see relevant drawings. This drawing and design are copyright of Clague LLP. Registration number OC335948.

62 Burgate - Canterbury - Kent - CT1 2BH

2 Kinsbourne Court - Luton Road - Harpenden - Hertfordshire - AL5 3BL

8 Disney Street - London - SE1 1JF

Do Not Scale. Scaling permitted for planning purposes only.

No.	Date	Rev. by	Description
P01	03.10.2025	HE	Preliminary Issue
T01	29.10.2025	HE	Coordinated with Structures & Civils
T02	11.11.2025	LP	Coordinated with latest site levels substructure detail references, window & door references added
C01	16.12.2025	LP	Superstructure Construction Issue
C02	10.03.2026	LP	Swft box added and set out.
C03	15.04.2026	LP	Updated to coordinate with truss manufacturer design to change trusses to 222mm
C04	20.04.2026	MTP	Additional Swift Box as clouded

CLAGUE ARCHITECTS

www.clague.co.uk 01227 762 060 info@clague.co.uk

Client
Hill Residential

Project Title
Proposed Residential Development
Milton Place
Gravesend
Kent

Drawing Description
Plot 68 & 69
House Type - H3 (Walbury)
Elevations

Scale	Date	Created	Checked
1:50 @ A1	September 2025	LB	

Drawing Status
CONSTRUCTION

Drawing Number	Revision
MPG-CLA-H3-ZZ-D-A-05800	C04

Proposed Residential Development, Milton Place, Gravesend.