Tree Data Schedule

Reference G = Group H = Hedge	Age & Species	Height (m)	Crown Ht (m)	Diameter (cm)	Crown Spread (m) N / W / E / S	Scaled Tree Diagram (m)	Notes	Recommendations (Independent of any development proposals): Priority	Inspect Freq (yrs)	Vigour: Physiological Condition / Structural Condition	Amenity Value: Life Expectancy (yrs)	Retention Category
T1	Semi-Mature **Lawson Cypress** Chamaecyparis lawsoniana.	6.5	2	17	N 3 W 3 E 3 S 3		Position: Situated within the rear garden. Form: Single stemmed and vertical with a narrow, upright habit. History: No evidence of significant pruning. **Defects: No significant defects observed.**	No action required.	n/a	3	Moderate / Good	Low / 40+ / Good	C
T2	Semi-Mature **Californian Lilac** Ceanothus sp.	5	2	14	N 2.5 W 3 E 2 S 1		Position: Situated within the rear garden. Form: Twin-stemmed at 1m with a slightly unbalanced crown. History: No evidence of significant pruning. **Defects: Significant bark wound to stem (acceptable condition at present).** Other: Recorded stem diameter is equivalent for 2 stems at 10cm.	No action required.	n/a	3	Moderate / Good	Low / 20-40 / Good	C
T3	Early-Mature **Buddleia** Buddleia sp.	4.5	1.5	16	N 2 W 3 E 2.5 S 1.5		Position: Situated within the rear garden. Form: Multi-stemmed at 1m with an unbalanced crown. History: No evidence of significant pruning. **Defects: No significant defects observed.** Other: Recorded stem diameter is equivalent for 2 stems (10cm & 12cm).	No action required.	n/a	3	Moderate / Good	Low / 40+ / Good	C
T4	Young **Elder** Sambucus nigra.	3.5	1.5	10	N 1.5 W 1 E 1.5 S 1		Form: Twin-stemmed at ground level with a slightly unbalanced crown. History: No evidence of significant pruning. **Defects: No significant defects observed.**	No action required.	n/a	3	Moderate / Good	Low / 40+ / Good	C
T5	Early-Mature **Cherry** Prunus sp.	6.5	2.5	38	N 4.5 W 4 E 3.5 S 4		Position: Situated within the front garden. Form: Multi-stemmed at 2m with a balanced crown. History: Reduced. **Defects: No significant defects observed.** Other: Vegetation prevented detailed inspection.	No action required.	n/a	3	Moderate / Good	High / 20-40 / Fair	C +
T6	Early-Mature **Elder** Sambucus nigra.	6	3	23	N 2 W 3 E 2 S 2		Position: Situated on third party land. Form: Multi-stemmed at ground level with a poorly formed crown. History: No evidence of significant pruning. **Defects: No significant defects observed.** Other: Limited inspection, dimensions estimated for 3 x stems (15cm, 15cm and 8cm).	No action required.	n/a	3	Moderate / Good	Moderate / 40+ / Fair	C
T7	Mature **Black Locust** Robinia pseudoacacia.	14	2.5	71	N 5 W 5 E 5 S 5		Position: Situated on third party land. Form: Twin-stemmed at 1m with a balanced crown. History: No evidence of significant pruning. **Defects: Ivy clad.** Other: Limited inspection, dimensions estimated for 2 stems at 50cm.	No action required.	n/a	3	Moderate / Good	High / 40+ / Fair	B +

Photographs

Photo 1.



Photo 2.



Photo 3.

Photo 4.

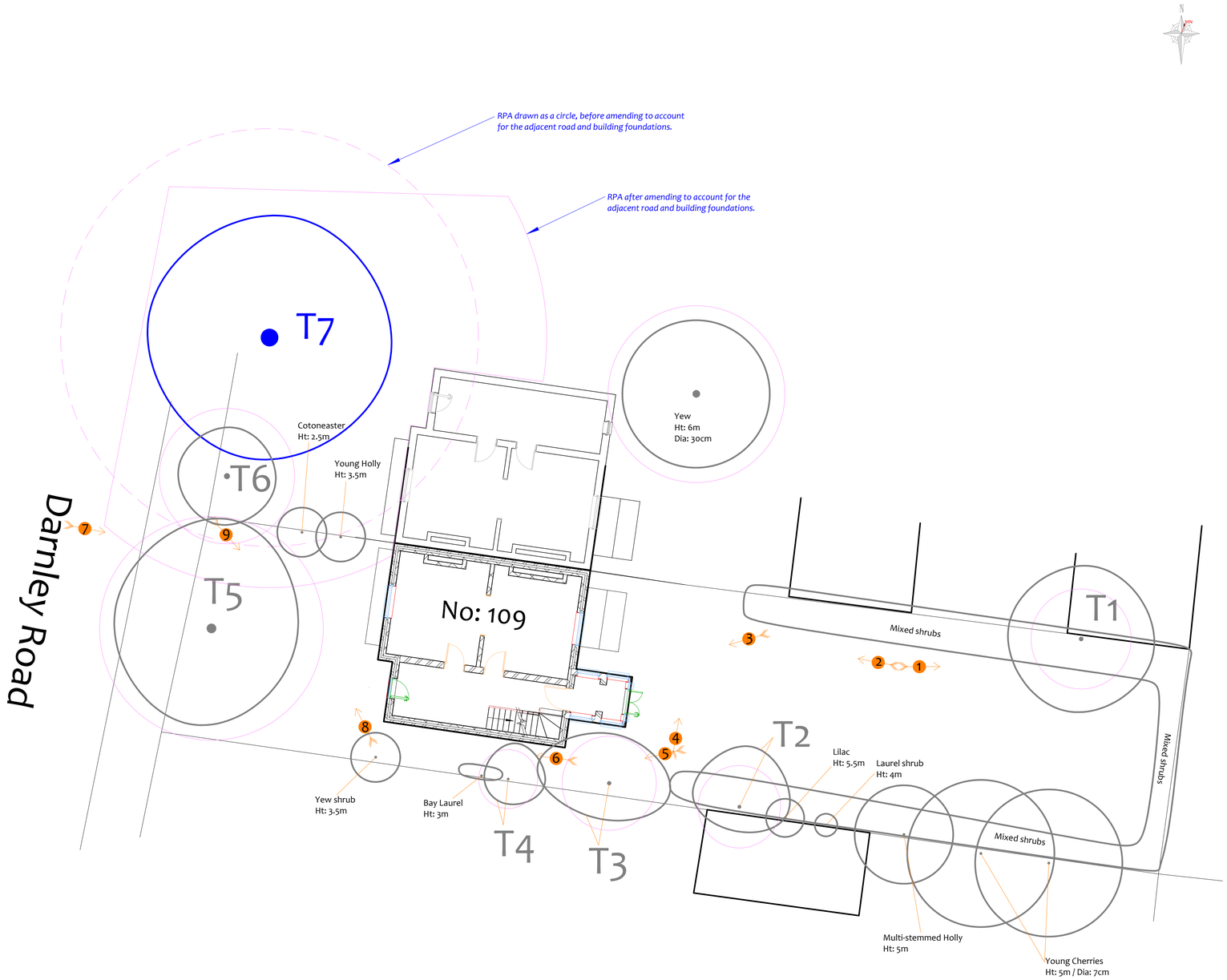

Statutory Protection

We were informed by Sharon Bickerstaff of Gravesham Borough Council on the 21st August 2023 that:

- The site is within the **Darnley Road Conservation Area.**
- There are no tree preservation orders affecting trees within the site.
- There are no tree preservation orders immediately adjacent to the site.

Drawing No:	CCL 11602 / TCP Rev: 2
Title:	Tree Constraints Plan (Existing Layout)
Site:	109 Darnley Road Kent, DA11 0SH
	5 m
Scale: 1:100	Paper Size: A1

CROWN Arboricultural Consultants 01422 316660

Tree Retention Categories
Stems & canopies shown

Category A tree	Trees of high quality with an estimated life expectancy of 40+ years. Usually large trees with significant presence or smaller trees with excellent form. Retention of these trees is highly desirable.
Category B tree	Trees of moderate quality with a life expectancy of 20+ years. Usually maturing trees, or younger trees with good form. Retention of these trees is desirable though less than Category A trees
Category C tree	Unremarkable trees of low quality and merit. Individual specimens are not considered to be a material planning consideration.
Category U tree	Trees unsuitable for retention due to their very poor condition.

Tree Constraints Plan

Status: Final

BS 5837 Root Protection Area (radius = 12xstem diameter)

Root Protection Area needing amendment due to site conditions, e.g. presence of exising road or building.

Root Protection Area having been amended to account for for site conditions

T1 = Tree No 1 G2 = Group No 2 H3 = Hedge No 3

1 Photo 1

MN = Measured North:

Canopy spreads are sometimes measured to an approximate N defined by site features. Often more accurate, especially where rows of trees are not aligned N-S or E-W.

Tree Ref.	Species	Height (m)	Root Protection Area: Radius (m)	m²	Square (m)
T1	Lawson Cypress	6.5	2.0	13	3.6
T2	Californian Lilac	5	1.7	9	3.0
T3	Buddleia	4.5	1.9	12	3.4
T4	Elder	3.5	1.2	5	2.1
T5	Cherry	6.5	4.6	65	8.1
T6	Elder	6	2.8	24	4.9
T7	Black Locust	14	8.5	228	15.1

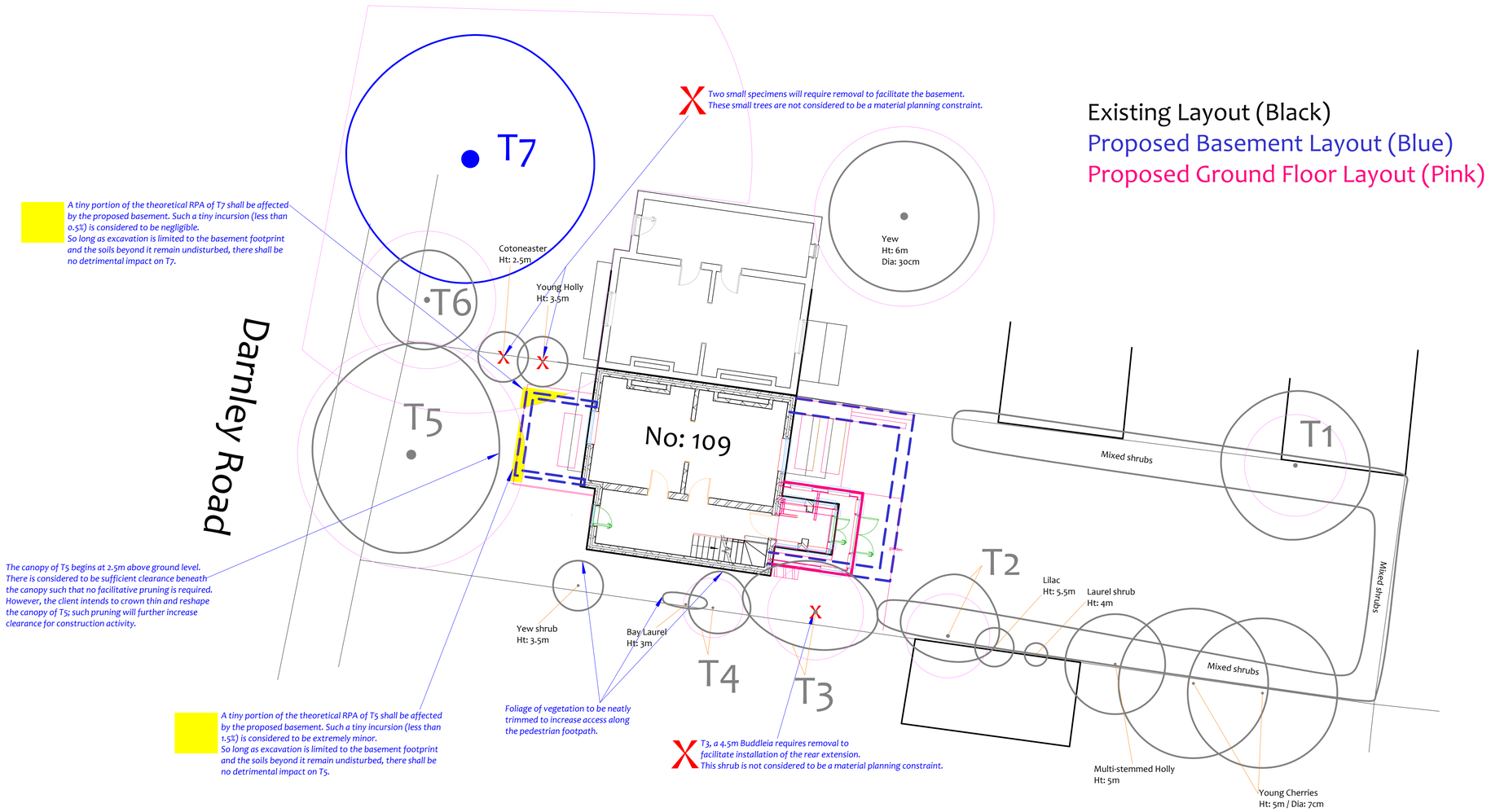

Drawing No:	CCL 11602 / IAP Rev: 1
Title:	Impact Assessment Plan
Site:	109 Darnley Road Kent, DA11 0SH
Scale: 1:100	5 m — Paper Size: A1

CROWN
Arboricultural Consultants
01422 316660

Tree Retention Categories
Stems & canopies shown

Category A tree	Trees of high quality with an estimated life expectancy of 40+ years. Usually large trees with significant presence or smaller trees with excellent form. Retention of these trees is highly desirable.
Category B tree	Trees of moderate quality with a life expectancy of 20+ years. Usually maturing trees, or younger trees with good form. Retention of these trees is desirable though less than Category A trees
Category C tree	Unremarkable trees of low quality and merit. Individual specimens are not considered to be a material planning consideration.
Category U tree	Trees unsuitable for retention due to their very poor condition.

Impact Assessment Plan

Status: Final - for submission

BS 5837 Root Protection Area (radius = 12xstem diameter)

Root Protection Area needing amendment due to site conditions, e.g. presence of exising road or building.

Root Protection Area having been amended to account for for site conditions

T1 = Tree No 1 G2 = Group No 2 H3 = Hedge No 3

X Tree to be removed to facilitate the proposal

X Tree to be removed due to its low quality

Proposed pruning

MN = Measured North:

Canopy spreads are sometimes measured to an approximate N defined by site features. Often more accurate, especially where rows of trees are not aligned N-S or E-W.

Tree Ref.	Species	Height (m)	Root Protection Area Radius (m)	m²	Square (m)
T1	Lawson Cypress	6.5	2.0	13	3.6
T2	Californian Lilac	5	1.7	9	3.0
T3	Buddleia	4.5	1.9	12	3.4
T4	Elder	3.5	1.2	5	2.1
T5	Cherry	6.5	4.6	65	8.1
T6	Elder	6	2.8	24	4.9
T7	Black Locust	14	8.5	228	15.1

Arboricultural Method Statement

CROWN Tree Consultancy 08000 14 13 30

Site: 19 Darnley Road, Gravesend, Kent, DA11 0SH		Author: Emma Hoyle FDSc (Arboriculture), ED (Forestry & Arboriculture), M. Arbor. A	
Date: 10 / 11 / 2023	Revision: 1	CCL ref No: 11602	Client: Matthew Lenton-Magor

Tree Protection Barriers

The purpose of tree protection barriers is to keep construction activity away from Restricted Activity Zones or Construction Exclusion Zones. They must be appropriate to the nature and proximity of activity within the site. The barriers must be erected prior to the commencement of all activity including demolition, soil stripping and delivery of materials and demolition (except where existing structures require demolition to enable the barriers to be installed). Barrier systems are specified below and are to be installed according to the legend on the Tree Protection Plan.

The In-Ground System

This system will be installed where indicated by a solid purple line on the Tree Protection Plan. It will be robust enough to withstand occasional knocks by plant machinery and, once installed, will remain in place throughout the entire construction phase.

Vertical scaffold poles are driven into the ground, onto which are affixed horizontal scaffold poles and diagonal bracing struts. Weldmesh panels (or similar – e.g. Heras type fencing panels, or 18mm-plywood boards) are secured to this scaffold framework using stunty clips e.g. standard scaffold clips. The system is illustrated in the diagram below and is based on BS 5837 guidelines.

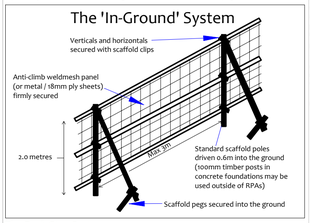

The Back-Stay System

This system will be installed where indicated by a dashed purple line on the Tree Protection Plan. It is more practical over existing hard surfaces or where the fencing needs to be moved to enable permitted activities within a Restricted Activity Zone. This system is able to withstand occasional knocks by machinery and must not be relocated except with the consent of the site manager and the approval of the local authority.

Within this system, weldmesh fencing panels (minimum height 2m) are affixed into rubber or concrete feet and clipped together with anti-tamper couplers. Two couplers should be used, spaced at least 1m apart. Alternate panels will be attached to a diagonal back stay connected to an additional foot or baseplate secured with ground pins or additional ballast. Where ground pins are not used, the total weight of the foot/plate plus ballast must total no less than 32kg.

Where it is not possible to install diagonal struts (such as very close to a hedge) then the front feet will be secured using ground pins or ballast.

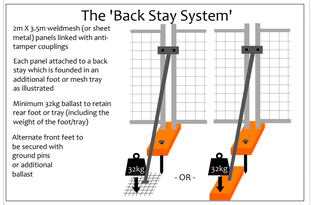

Notices

Suitable weather-proof notices are to be displayed to identify tree protection zones. They must state the purpose of the fencing and that it will not be moved, or traversed, other than by authorised personnel.

Removal of Tree Protection Barriers

Removal of protective fencing or ground protection measures will only be done after all major construction work is complete and their removal has been approved by the appointed arborist.

Ground Protection Measures

Within Restricted Activity Zones, soils containing roots may be subject to compaction due to general construction activity (including pedestrian activity and use of plant machinery). In order to minimise compaction, it is proposed to ensure that a suitable load-spreading surface is in place at all times.

Any existing hard surfacing, such as the driveway, may be retained in place so long as engineers consider it adequate to spread the load of construction traffic. Otherwise, it will be reinforced with adequate ground protection measures.

Ground protection will consist of 24mm OSB boards laid at double thickness and screwed together to prevent slippage. The ground will be made even by raking, and by adding a 100mm of sand or woodchip wherever vehicular access is proposed. Where only pedestrian traffic will occur, boards or planks may be laid directly onto the ground.

Where engineers consider OSB boards to be inadequate (e.g. for large plant machinery where the tracks may chew up the timber) sturdier ground protection measures will be installed such as road plates, or 100mm of 7–40mm angular gravel installed in 3D cellular confinement system (e.g. Cellweb TM).

If a piling mat is required, specifications will be agreed between engineers and the project arborist.

The ground protection measures will be installed and approved before commencement of demolition and construction activity and before the arrival of plant machinery or materials. They shall remain in place until all heavy construction activity is complete or until they are due to be replaced with a new hard surface.

Construction Exclusion Zones

Within Construction Exclusion Zones the following restrictions apply:

- Tree Protection Barriers will be erected and maintained throughout the entire project as indicated on the Tree Protection Plan and under the header -*Tree Protection Barriers*.
- These will remain in place at all times except when authorised landscaping works are being undertaken. At such times, adequate ground protection measures will be installed, and excavation shall be limited to that required for new planting. Furthermore, the project arborist will be consulted prior to any works being undertaken in these zones.
- No construction activity or excavation will occur unless agreed otherwise by the project arborist and local authority.
- No vehicles or plant machinery will be driven or parked.
- No tree works, other than those specified on this document will be undertaken.
- No alterations of ground levels or conditions will occur.
- No chemicals or cement washings will be permitted.
- No temporary structures will be installed.
- No spoil will be stored.
- No fires will be permitted.
- All hazardous materials (including non-essential cement products) will be forbidden.
- Removal of hard surfaces, structures or turf will be done using hand operated tools only and supervised by the project arborist.

Tree Works Specification

The following table specifies the tree works which will be required prior to the commencement of construction activity:

Tree Reference	Action Required	Notes
T3, young Holly & a Cotoneaster	Remove	Stumps of trees within the RPAs of retained trees shall be removed with a stump grinder NOT a mechanical excavator.
Yew shrub, Bay Laurel & T4	Trim foliage back to the edge of the footpath.	Only light trimming to be undertaken to increase clearance for access.
T5	Crown thin and reshape canopy.	Tree pruning works to be undertaken in accordance with BS 3998.

T5 *Trees to be removed are indicated by a thin, dashed line.*

Restrictions in Specific Zones

Restricted Activity Zone A

Within this zone, tree roots are likely to be present where access will be required to facilitate construction. The following restrictions shall apply:

- No vehicles or plant machinery will park or operate unless a suitable load spreading surface is in place. The load spreading surface will be installed and/or maintained as specified under the heading ***Ground Protection Measures***. This will remain in place throughout the entire construction phase or until any new permanent hard surfacing is installed.
- Removal of existing structures such as walls, steps and hard surfaces (where applicable) will be undertaken using hand tools, or a small mechanical excavator operating from outside the Restricted Activity Zone and carefully marshalled by the project arborist.
- No excavation will occur in this zone without consulting the project arborist and obtaining approval from the local authority.
- Existing ground levels will be retained undisturbed.
- No new permanent or temporary structures will be erected other than those shown on the planning application documents unless approved by the local authority.
- Underground services will not be installed in this area without prior consultation with the project arborist and a methodology agreed and approved by the local authority.
- If roots are encountered in excess of 25mm diameter, they will be retained wherever possible and protected with damp sacking during times that they are unearthed. Any roots in excess of 10mm that need to be severed will be pruned with secateurs.
- Storage of materials and spoil will be avoided unless it has been agreed with the project arborist that the ground protection measures are adequate to ensure no soil compaction or contamination occurs. All hazardous materials (including non-essential cement products) will be forbidden.
- No fires will be permitted.

Restricted Activity Zone B

In this zone it is proposed to excavate for the basement extension. The methodology of installation will be confirmed with the engineers and agreed with the local authority prior to commencement. The specific method adopted will vary between contractors; However, the following restrictions apply and must be adhered to:

- No excavation or ground disturbance will occur beyond the basement footprint.
- Any excavator or piling rig shall be marshalled to ensure no contact is made with any tree canopy.
- If piling mats are required, they/it shall be installed entirely above ground. If it requires additional stabilisation, using screw piles for example, trial excavation shall be undertaken in the presence of the project arborist to determine where such piles may be located to avoid all significant roots (i.e. roots over 25mm in diameter).

Timing of Operations

Activity within the site shall be phased according to the following chronology

Order	Phase	Activity
1st.	Pre-Construction Phase	Planning conditions relating to trees to be identified and discussed with the Project arborist and site manager.
2nd.		All specified tree removal and pruning to be undertaken (see Header -*Tree Works Schedule*).
3rd.		Install the tree protection barriers (fencing and ground protection boards - see Headers -*Tree Protection Barriers* and *Ground Protection Measures*).
4th.		Pre-Commencement site meeting: Tree protection barriers inspected. Additional protection measures to be agreed. Variances to be agreed. Location of any underground services to be agreed. Exact specification for foundations to be agreed. Scope of future inspections / monitoring to be agreed.
5th.		Arboricultural Method Statement to be revised and approved (if necessary).
	Protection measures confirmed acceptable by the local authority	
6th.	Construction Phase	Demolish existing structures and remove existing surfaces where applicable.
7th.		Install new buildings, hard surfaces and services taking into account restricted activities as specified in this Arboricultural Method Statement.
8th.		Site meeting with project arborist. Landscaping restrictions to be agreed. Condition of retained trees to be assessed and mitigation agreed. Ground conditions to be assessed and ground remediation to be agreed.
9th.	Post-Construction Phase	Remove protective barriers (fencing and ground protection measures as applicable).
10th.		Undertake restricted landscaping operations within Root Protection Areas, including (where applicable) boundary treatments, pedestrian surfaces and any proposed tree planting.

General Restrictions - Throughout the Site

Preparatory Works

No demolition, removal of surfaces, or soil stripping will commence until the protective fencing and ground protection measures are installed to the satisfaction of the local authority.

Fires

No fires will be permitted beneath any tree canopy or within 5m of any tree stem, branch or foliage. No fires will be permitted within any Construction Exclusion Zone or Restricted Activity Zone. No fires will be permitted in the vicinity of any exposed tree roots.

Canopy Protection

In order to protect tree canopies the following restrictions will apply throughout the site:

- No machinery in excess of 3m will pass beneath the canopy of any tree without being carefully marshalled in order to ensure that no branches are damaged.
- If materials require installation or delivery beneath tree canopies, this will be done without the use of overhead cranes.
- If materials are to be installed or delivered close to tree canopies (but not beneath them) and a crane is required, they will be carefully marshalled in order to ensure that branches are not accidentally damaged.

Storage of Spoil and Materials

Storage of materials and spoil will be avoided in any Construction Exclusion Zones and Restricted Activity Zones unless it has been agreed with the project arborist that the ground protection measures are adequate to ensure no soil compaction or contamination occurs. All hazardous materials (including non-essential cement products) will be forbidden.

Hazardous Materials

Any mixing of cement based materials will take place outside the Construction Exclusion Zones and Restricted Activity Zones. Where cement is to be mixed at considerable distances from trees and water run-off cannot enter Root Protection Areas, then no further special measures are required. Otherwise, provision will be made to ensure that the mixing area is contained so that no water run-off enters the Root Protection Area of any trees (see diagram for example). Mixers and barrows will be cleaned within this area.

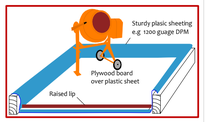

All other chemicals hazardous to tree health, including petrol and diesel, will be stored in suitable containers as specified by current COSHH Regulations, and kept away from Root Protection Areas.

Underground Services

No underground services (including soak-aways) will be located in any part of the Construction Exclusion Zones or Restricted Activity Zones unless done so in a manner detailed in a specific Method Statement and approved by the local authority.

Site Hoarding

If site hoarding shall be installed over the Root Protection Area of any tree, the following restrictions will apply:

- Ground levels will be maintained as existing.
- Post holes will not exceed 300mm x 300mm.
- No post hole will be excavated within 1.5m of any tree stem.
- Post holes will be excavated using hand tools or by a post-hole auger attached to plant machinery sited outside of Root Protection Areas.
- Roots in excess of 25mm will be retained wherever possible.
- Roots in excess of 10mm will be pruned with sharp secateurs.
- Pruning will be minimal and only undertaken where absolutely necessary to facilitate the site hoarding. It will be undertaken by a reputable tree surgeon working to BS 3998 (2010).

Site hoarding may be installed in place of the specified tree protection measures subject to the approval of the local authority with regard to its location and specification.

Siting of Cabins

Cabins will be located outside of Construction Exclusion Zones and Restricted Activity Zones unless agreed otherwise by the project arborist. Where this is being considered, the project arborist will be consulted, and specific tree protection measures agreed. The following general restrictions will apply:

- All services to and from site cabins will be installed above ground through any Root Protection Areas.
- No excavation will occur within Root Protection Areas to enable cabins to be installed.
- The cabins will be founded on a suitable load spreading surface.

Fence Posts or Decking Posts

If permanent fencing or decking is to be installed within Root Protection Areas, the following restrictions will apply:

- Post holes will be excavated by hand and kept as narrow as possible (maximum diameter 300mm).
- Exploratory post holes will be dug before committing to post / panel positions. If any roots in excess of 25mm are encountered they are to remain intact and the post hole will be relocated slightly. The fencing system must permit such flexibility (i.e. where fixed panel widths are used, all post holes must be excavated before committing to the final location).
- Any roots in excess of 10mm which are severed will be neatly pruned back with secateurs. This shall encourage healing and reduce the likelihood of infection.

Walls will be avoided over Root Protection Areas, unless their foundations are spanned over roots using a beam system.

Tree Protection Plan

CROWN Arboricultural Consultants 01422 316660

BS 5837 Root Protection Area (radius = 12xstem diameter)

Root Protection Area needing amendment due to site conditions, e.g. presence of exising road or building.

Root Protection Area having been amended to account for for site conditions

T1 = Tree No 1 G2 = Group No 2 H3 = Hedge No 3

Tree Retention Categories
Stems & canopies shown

Category A tree	Trees of high quality with an estimated life expectancy of 40+ years. Usually large trees with significant presence or smaller trees with excellent form. Retention of these trees is highly desirable.
Category B tree	Trees of moderate quality with a life expectancy of 20+ years. Usually maturing trees, or younger trees with good form. Retention of these trees is desirable though less than Category A trees
Category C tree	Unremarkable trees of low quality and merit. Individual specimens are not considered to be a material planning consideration.
Category U tree	Trees unsuitable for retention due to their very poor condition.

Drawing No:	CCL 11602 / TPP Rev: 1
Title:	Tree Protection Plan (Existing Layout with Proposals Overlaid)
Site:	109 Darnley Road Kent, DA11 0SH
Scale: 1:100	Paper Size: A1

5 m

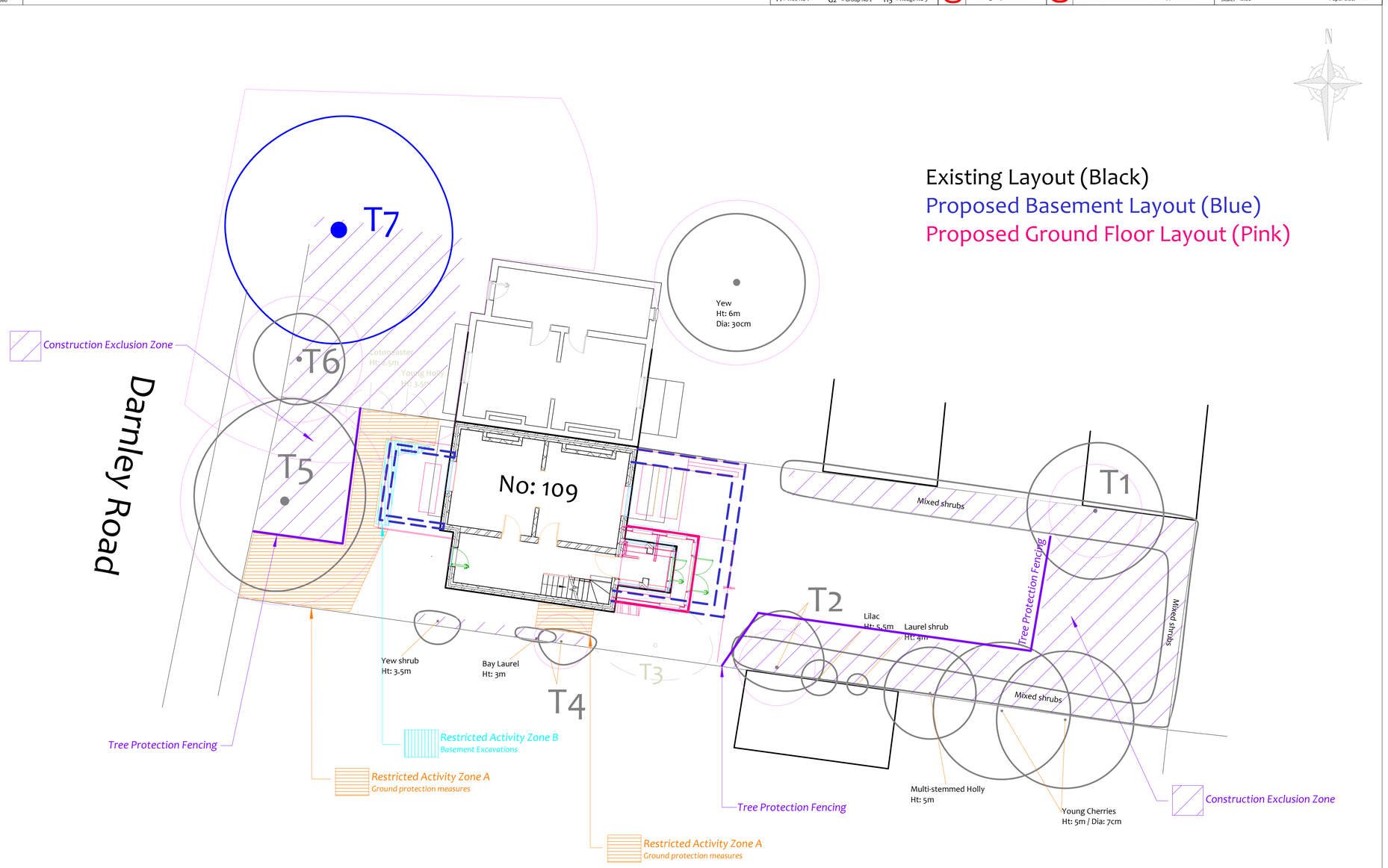

Personnel and Accountability

This table should be completed at the Pre-Start Meeting or earlier

Position	Name	Contact Phone & email	Roles
Project Manager	Insert Details	Insert Details	Liaising with site manager & project arborist regarding any potential issues relating to trees (including pre-start clarification of the Arboricultural Method Statement). Scheduling of meetings, excavations and inspections (including project arborist and local authority tree officer where applicable). Overseeing this monitoring schedule. Instructing the project arborist and arranging access. Liaising with local authority regarding discharge of planning conditions and variances to the Arboricultural Method Statement. Reporting to the local authority following site inspections and any variation or incidents.
Site Manager	Insert Details	Insert Details	Day to day monitoring of tree protection measures. Induction of all contractors. Reporting to the Project Manager and the Appointed Arborist of any incidents or potential variations to the agreed tree protection measures.
Project Arborist	Crown Tree Consultancy	08000 14 13 30 0203 797 7449 Info@crowntrees.co.uk	Liaising with LPA Tree Officer over technical arboricultural matters. Upon instruction the arborist shall inspect the tree protection barriers including ground protection measures and produce a short report for the project manager to submit. Upon instruction the arborist shall attend any specified site visits and inspections and produce a short report for the project manager to submit.
Local Authority	Gravesham Borough Council	Insert Details	Approval of the Arboricultural Method Statement and site monitoring reports. Liaising with the appointed arborist on all technical arboricultural matters. Liaising with the Project Manager to agree suitability of tree protection measures and any variations. Enforcement. Discharge of planning conditions relating to trees.
Additional Contact	Insert Details	Insert Details	Insert Details

Tree Data Schedule (Retained Trees Only)

Reference (T = Tree, G = Group, H = Hedge)	Age & Species	Height (m)	Crown Ht (m)	Diameter (cm)	Crown Spread (m) N W E S	Scaled Tree Diagram (m)	Notes	Recommendations (Independent of any development proposals) Priority	Impact / Less Task	Vigour: Physiological Condition	Vigour: Structural Condition	Amenity Value: Life Expectancy (yrs)	Amenity Value: Retention Category
T1	Semi-Mature **Lawson Cypress** Chamaecyparis lawsoniana.	6-5	2	17	3 3 3 3	15 1	Position: Situated within the rear garden. Form: Single stemmed and vertical with a narrow, upright habit. History: No evidence of significant pruning. **Defects: No significant defects observed.**	No action required.	n/a	3	Moderate Good	Low 40+	Good C
T2	Semi-Mature **Californian Lilac** Ceanothus sp.	5	2	14	1.5 2 2 1	15 1	Position: Situated within the rear garden. Form: Twin-stemmed at 1m with a slightly unbalanced crown. History: No evidence of significant pruning. **Defects: Significant bark wound to stem (acceptable condition at present).** Other: Recorded stem diameter is equivalent for 2 stems at 10cm.	No action required.	n/a	3	Moderate Good	Low 20-40	Good C
T4	Young **Elder** Sambucus nigra.	3-5	1.5	10	1.5 1 1 1.5	15 1	Form: Twin-stemmed at ground level with a slightly unbalanced crown. History: No evidence of significant pruning. **Defects: No significant defects observed.**	No action required.	n/a	3	Moderate Good	Low 40+	Good C
T5	Early-Mature **Cherry** Prunus sp.	6-5	2-5	38	4-5 4 4 3-5	15 1	Position: Situated within the front garden. Form: Multi-stemmed at 2m with a balanced crown. History: Reduced. **Defects: No significant defects observed.** Other: Vegetation prevented detailed inspection.	No action required.	n/a	3	Moderate Good	High 20-40	Fair C +
T6	Early-Mature **Elder** Sambucus nigra.	6	3	23	2 2 2 2	15 1	Position: Situated on third party land. Form: Multi-stemmed at ground level with a poorly formed crown. History: No evidence of significant pruning. **Defects: No significant defects observed.** Other: Limited inspection, dimensions estimated for 3 x stems (15cm, 15cm and 8cm).	No action required.	n/a	3	Moderate Good	Moderate 40+	Fair C
T7	Mature **Black Locust** Robinia pseudoacacia.	14	2-5	71	5 5 5 5	15 0	Position: Situated on third party land. Form: Twin-stemmed at 1m with a balanced crown. History: No evidence of significant pruning. **Defects: Ivy clad.** Other: Limited inspection, dimensions estimated for 2 stems at 50cm.	No action required.	n/a	3	Moderate Good	High 40+	Fair B +

Site Monitoring Schedule

Inspection	Site Attendees	Comments
Pre- Start Desk-top To occur prior to any works taking place on the site.	N/A.	Project Manager and Site Manager to study this Method Statement & contact the Project Arborist to clarify all protection measures.
Pre-Start Meeting After tree works completed & tree protection barriers / ground protection measures installed and prior to any other activity, inc. demolition & soil stripping.	Project Manager, Site Manager, Project Arborist, relevant contractors. Tree Officer invited.	Tree protection fencing locations & specification checked. Ground protection measures checked. Contractors to be inducted to all relevant aspects of the Arboricultural Method Statement. Responsibilities checked and acknowledged. Adherence to the Arboricultural Method Statement to be discussed and agreed. Report on findings to be provided by the arborist and sent to the local authority tree officer by the project manager.
Monthly Inspection and Reporting To occur once per calendar month throughout the entirety of the project until the local authority agree that tree protection measures may be removed.	Site Manager and Project Arborist.	Tree protection fencing locations & specification checked. Ground protection measures checked. Past month, present and future month – activities and adherence to Arboricultural Method Statement discussed and checked. Report on findings to be provided by the Project Arborist and sent to the local authority by the Project Manager.
Any other ground disturbance in Restricted Zones & Construction Exclusion Zones including demolition, soil stripping, removal of hard surfaces, excavation for new surfacing, foundations, service trenches etc.	Site Manager, Project Arborist.	Two week's notice to be given prior to commencement. Excavation to be as specified in this Method Statement. Excavations to be recorded and photographed. Mitigation measures to be employed specified by the project arborist.
Post-Construction Meeting Post external construction activity but prior to removal of fencing & landscaping operations.	Site Manager, Project Arborist. Tree Officer invited.	Retained trees inspected. Ground conditions assessed and mitigation measures agreed where appropriate. Further landscaping operations and restrictions to be agreed.