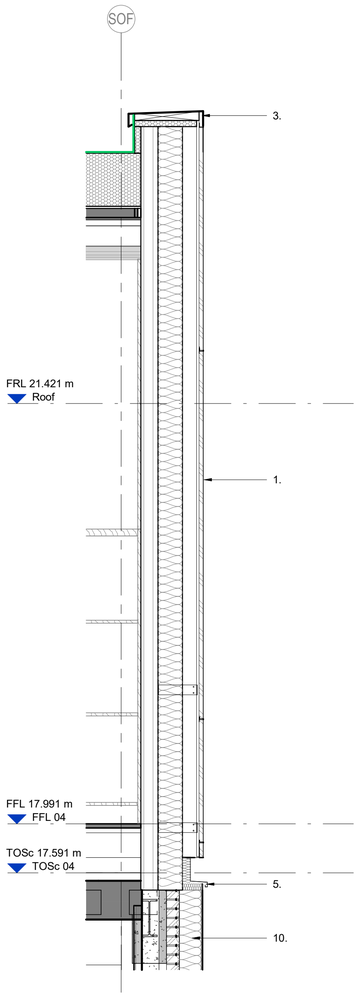

1 East & West Elevations - Section 1 Planning
1 : 25

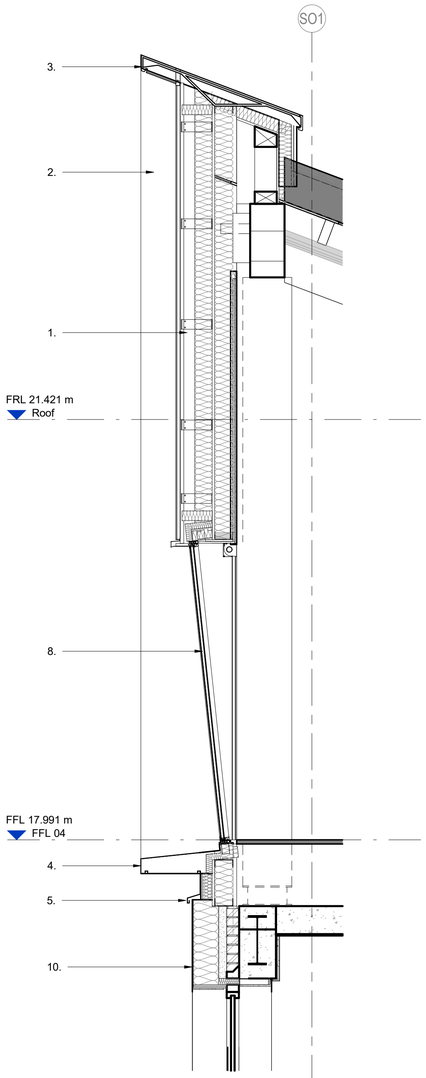

2 North Elevation - Section 1 Planning
1 : 25

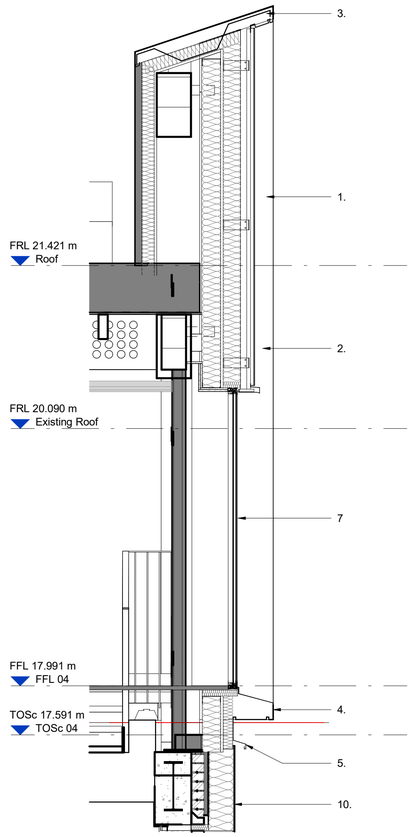

3 South Facade - Section 1 Planning
1 : 25

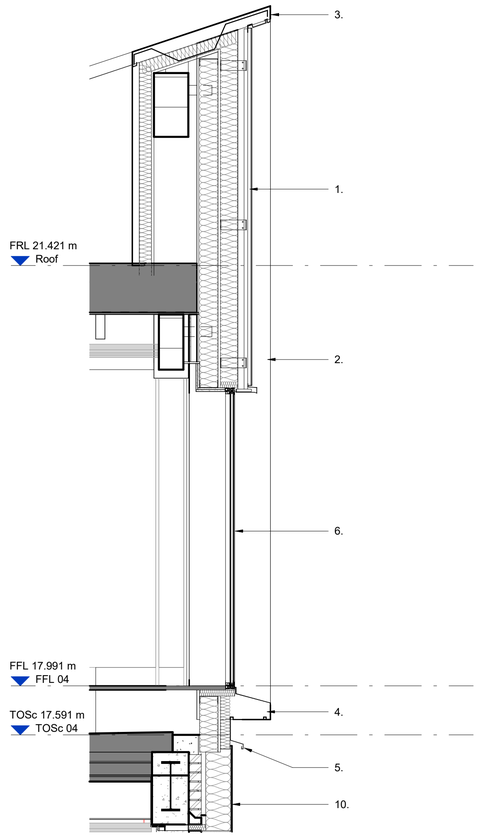

4 South Facade - Section 2 Planning
1 : 25

Rev	Date	Revision	By	Chk
P1	221021	Issued for Planning	KL	AB
P2	221206	Issued for Planning	KL	DK
P3	251114	Issued for NMA and Condition Discharge	AB	TD

Notes

For Health & Safety related information please refer to the Rolling Designers Risk Register. Where relevant, elements identified on this register are highlighted within the model and on the drawings with the following logo.

- DO NOT SCALE FROM DRAWING;
- Drawing to be printed in colour;
- All information contained in this drawing (including digital data) should be checked and verified prior to any fabrication or construction. Any inconsistencies or omissions should be reported to Bennetts Associates;
- Unless otherwise stated, all grids or co-ordinates are based on the Ordnance Survey National Grid via GPS Observations;
- Unless otherwise stated, all spot heights and levels are expressed as AOD for "above ordnance datum" based on the Ordnance Survey ODN (Ordnance Datum Newlyn).

Bennetts Associates Architects make no warranties, express or implied, with respect to the reuse of the data provided herewith, regardless of its format or the means of its transmission.
All existing survey data is based on, or reference from, 3rd Party information.
Unless otherwise stated, all structural, mechanical, electrical information is based on, or reference from, 3rd Party data.

© Crown Copyright 2021. All Rights Reserved.
Ordnance Survey License 123456

Key

1. Metal panel cladding system - Colour: RAL 3009
2. Pressed metal vertical fin - Colour: RAL 3009
3. Metal coping - Colour: RAL 3009
4. Metal sill pressing - Colour: RAL 3009
5. Metal flashing piece - Colour: RAL 3009
6. Metal window system - Frame colour: RAL 3009
7. Metal window system with backpainted glazing - Frame colour: RAL 3009
8. Metal window system tilted outwards - Frame colour: RAL 3009
9. Metal window system tilted outwards with backpainted glazing - Frame colour: RAL 3009
10. Existing PCC overclad with insulation and silicone render - Colour: Licata Earth

Drawings to be read in conjunction with documents:
PCC-BA-XX-XX-TRP-A-0003_Planning Conditions Discharge
PCC-BA-XX-XX-TRP-A-0004_Non-Material Amendment Application

0 1.25 m 1.25

BENNETTS ASSOCIATES
1 Rawstorne Place, London EC1V 7NL
T +44(0)207 5203300 • www.bennettsassociates.com
E mail@bennettsassociates.com

For Bennetts Associates' electronic information issue disclaimer - www.bennettsassociates.com/informationdisclaimer/

Project
Port Control Centre Gravesend
Port of London Authority

Project No. 2204

Drawing Title
Planning
External Walls Level 4 Sections

Drawing Number
PCC-BA-21-L4xS1-DP-A-0

Revision/Suitability
P3 S4

Scale @ A3
1:50

Scale @ A1
1 : 25

Revision Date
251114
YY MM DD