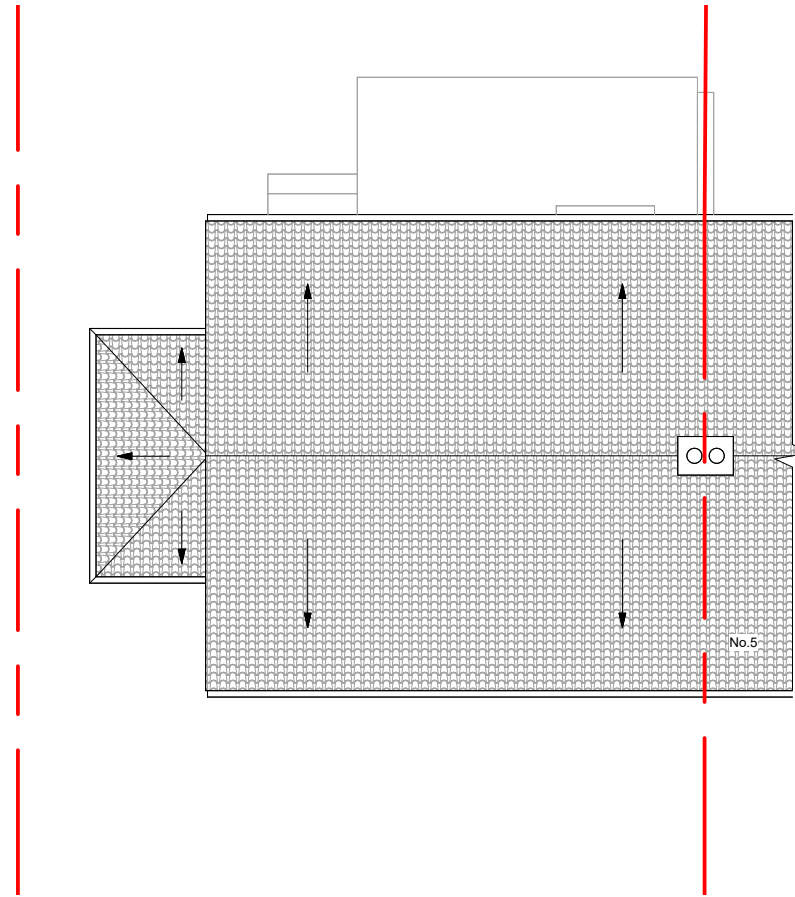
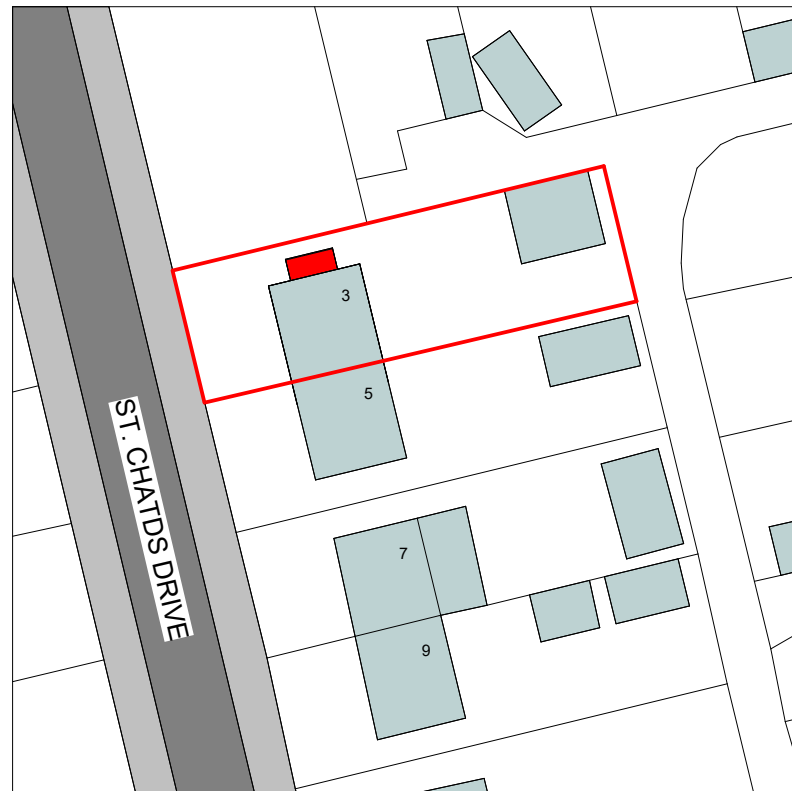


1 **Ground Floor Plan**
1 : 100

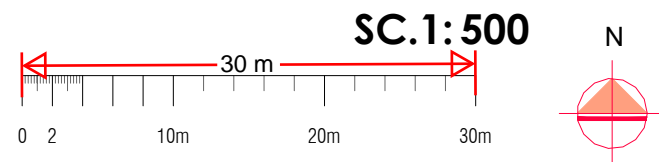
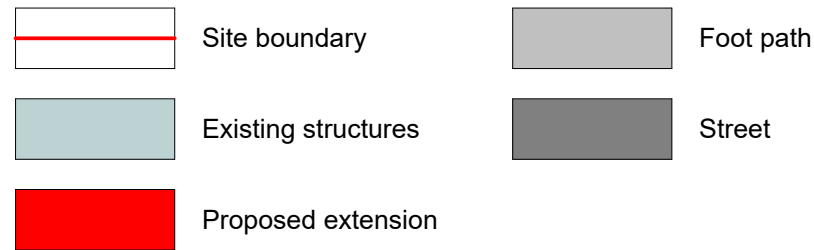


2 **Roof Plan**
1 : 100



3 **Block Plan**
1 : 500

Block Plan Key:



This drawing is not for CONSTRUCTION purposes. If no dimension is given, we take no responsibility for any dimension obtained by measuring or scaling from this drawing. This drawing is the property of Maplin Studio Limited. It is copyright protected and is not to be reproduced, disclosed or copied without written permission.

| Reference drawings | | | | | |
|--|-----------------------------|----------------|------------|-----------|----------------------|
| Drawing No. | Rev | Drawing title. | | | |
| 0 | Proposed Plans & Block Plan | AG | OM | OM | 15/10/2025 |
| Rev | Description | Drawn by | Checked by | Appd by | Date |
| Please check scale bar before scaling this drawing | | | | A3 | Scale (at full size) |
| Project: SIDE EXTENSION | | | | | |
| Location: 3 St Chads Drive, Gravesend DA12 4EL | | | | | |
| Title: Proposed Plans & Block Plan | | | | | |
| | | | | | |
| Dwg No. | Phase: | Sheet | Rev. | | |
| MS28103 | PLANNING | 1 of 1 | 0 | | |