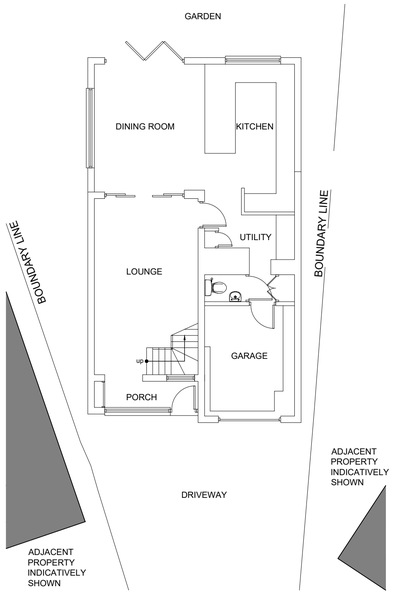

01 Existing Ground Floor Plan
1:100 @ A1

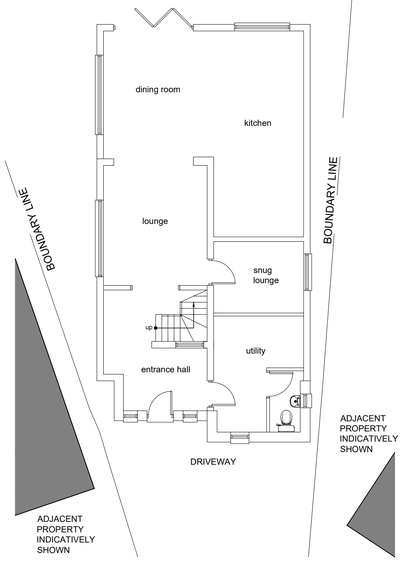

04 Proposed Ground Floor Plan
1:100 @ A1

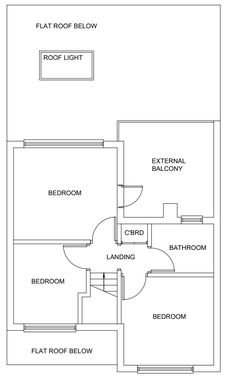

02 Existing First Floor Plan
1:100 @ A1

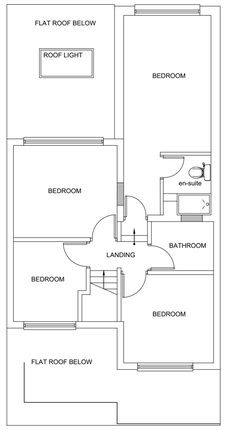

05 Proposed First Floor Plan
1:100 @ A1



03 Existing Roof Plan
1:100 @ A1



06 Proposed Roof Plan
1:100 @ A1

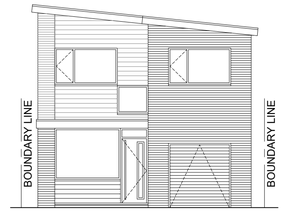

07 Existing Front Elevation
1:100 @ A1

EXISTING MATERIALS
- LOW PITCH FLAT ROOF SYSTEM
- SINGLE PLY MEMBRANE TO FLAT ROOF/S
- FACE BRICK
- PAINTED RENDER
- HORIZONTAL CLADDING BOARD
- GLASS BALUSTRADE

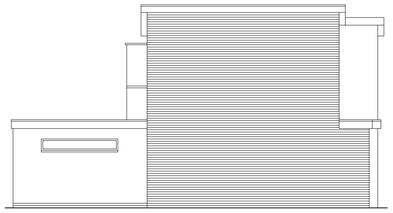

08 Existing Side Elevation
1:100 @ A1

PROPOSED MATERIALS
- LOW PITCH FLAT ROOF SYSTEM TO MATCH EXISTING
- SINGLE PLY FLAT ROOF MEMBRANE
- FACE BRICK
- PAINTED RENDER
- HORIZONTAL CLADDING BOARD

09 Existing Rear Elevation
1:100 @ A1

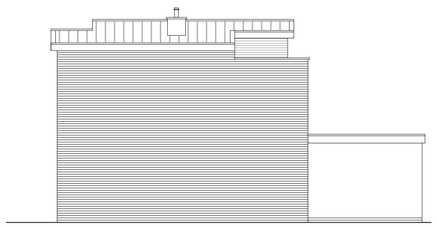

10 Existing Side Elevation
1:100 @ A1

11 Proposed Front Elevation
1:100 @ A1

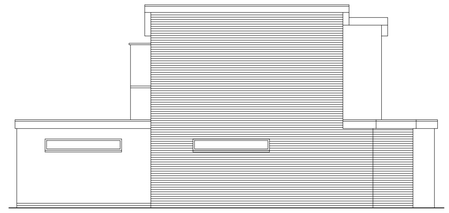

12 Proposed Side Elevation
1:100 @ A1

13 Proposed Rear Elevation
1:100 @ A1

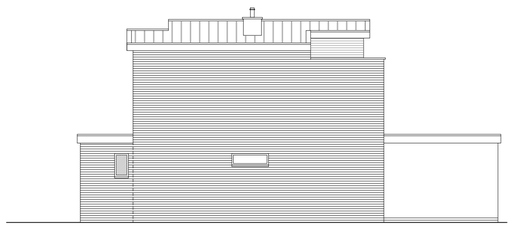

14 Proposed Side Elevation
1:100 @ A1

James Carney Architects

James Carney Architects Ltd

The Studio, 116 New Road,
South Darenth, Kent DA4 9AR

01474 879381

www.carneyarchitects.co.uk

Revisions

No.	Date	Description

Drawing Status

FULL HOUSEHOLDER PLANNING APPLICATION

Client/Project

Mr & Mrs T Gibbons
20 Appleshaw Close
Gravesend
Kent DA11 7PB

Drawing Title

EXISTING & PROPOSED PLANS & ELEVATIONS

Drawing No.

A102/P

Scale	1:100@A1
Revision	-
Project No.	25020
Date	08/09/2025

Drawing remains the Copyright of James Carney Architects Ltd. No part of this drawing may be reproduced, stored in a retrieval system, or transmitted in any form or by any means without the prior permission of James Carney Architects Ltd. Discrepancies must be referred to the Architect before commencement. All dimensions are indicative only and must be verified on site. Refer to specifications, schedules and detail drawings for construction information.

© Copyright James Carney Architects Ltd