Rear Elevation

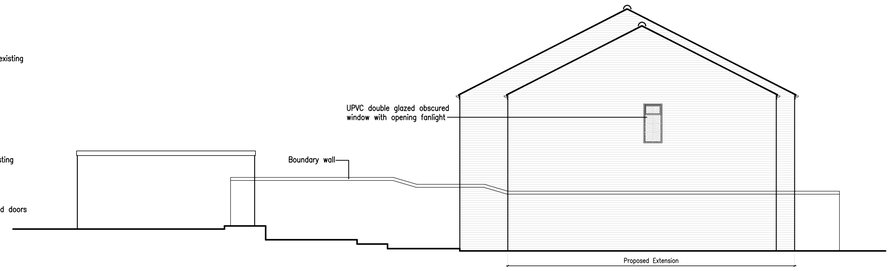

Side Elevation

Front Elevation

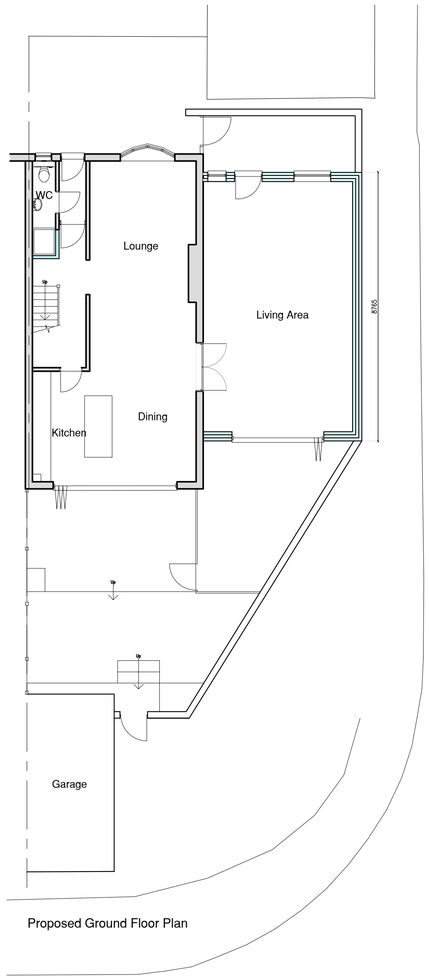

Proposed Ground Floor Plan

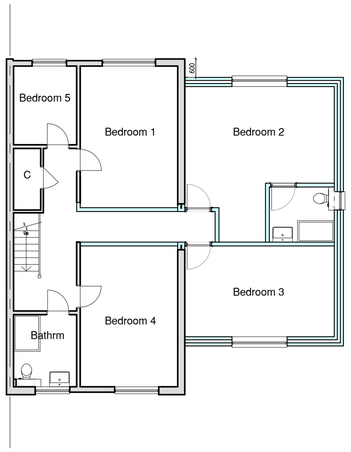

Proposed First Floor Plan



Roof Plan

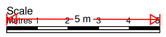

NOTE:

The Contractor is to check and verify all building and site dimensions, levels and sewer invert levels at connection points before work starts.

This drawing must be read with and checked against any structural or other specialist drawings provided.

The Contractor is to comply in all respects with the current Building Regulations whether or not specifically stated on these drawings.

This drawing is not intended to show details of foundation or ground conditions. Each area of ground relied upon to support the structure depicted must be investigated by the Contractor and suitable methods of foundation be provided.

Rev.	Description	Date
A	Ground floor extension area indicated as living space	22.08.25
B	Front elevation to extension set back, side window revised to obscured window	22.11.25

Client

Mrs J.Blake

Site

55 MacKenzie Way
Gravesend

Title

Proposed Floor Plans, Elevations and Roof Plan

Scale	Date
1:100	June 25

Drawing Number	Rev.
MW/101	B