


# Esquire Developments




## Building A - Floor Plan

## Side Elevation

# Front Elevation

## Side Elevation

## Rear Elevation




## Building B - Floor Plan

## Side Elevation

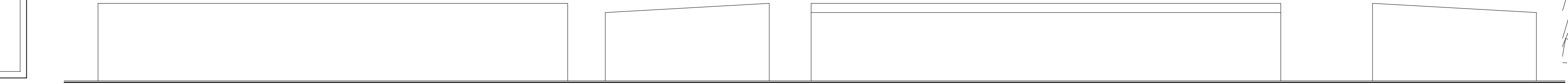
# Front Elevation

## Side Elevation

## Rear Elevation



### Building C - Floor Plan




### Side Elevation

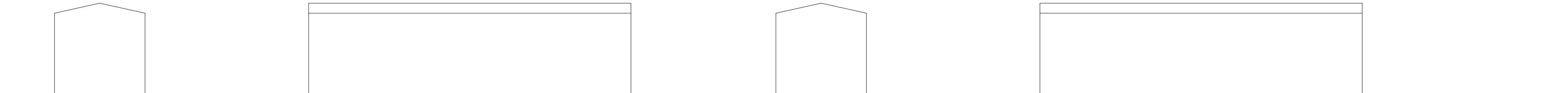
### Front Elevation

## Side Elevation

## Rear Elevation



### Building D - Floor Plan




## Side Elevation

# Front Elevation

## Side Elevation

## Rear Elevation



## Building E - Floor Plan

### Side Elevation

## Front Elevation

## Side Elevation

## Rear Elevation

NOTES:

Do Not Scale.

Report all discrepancies, errors and omissions.

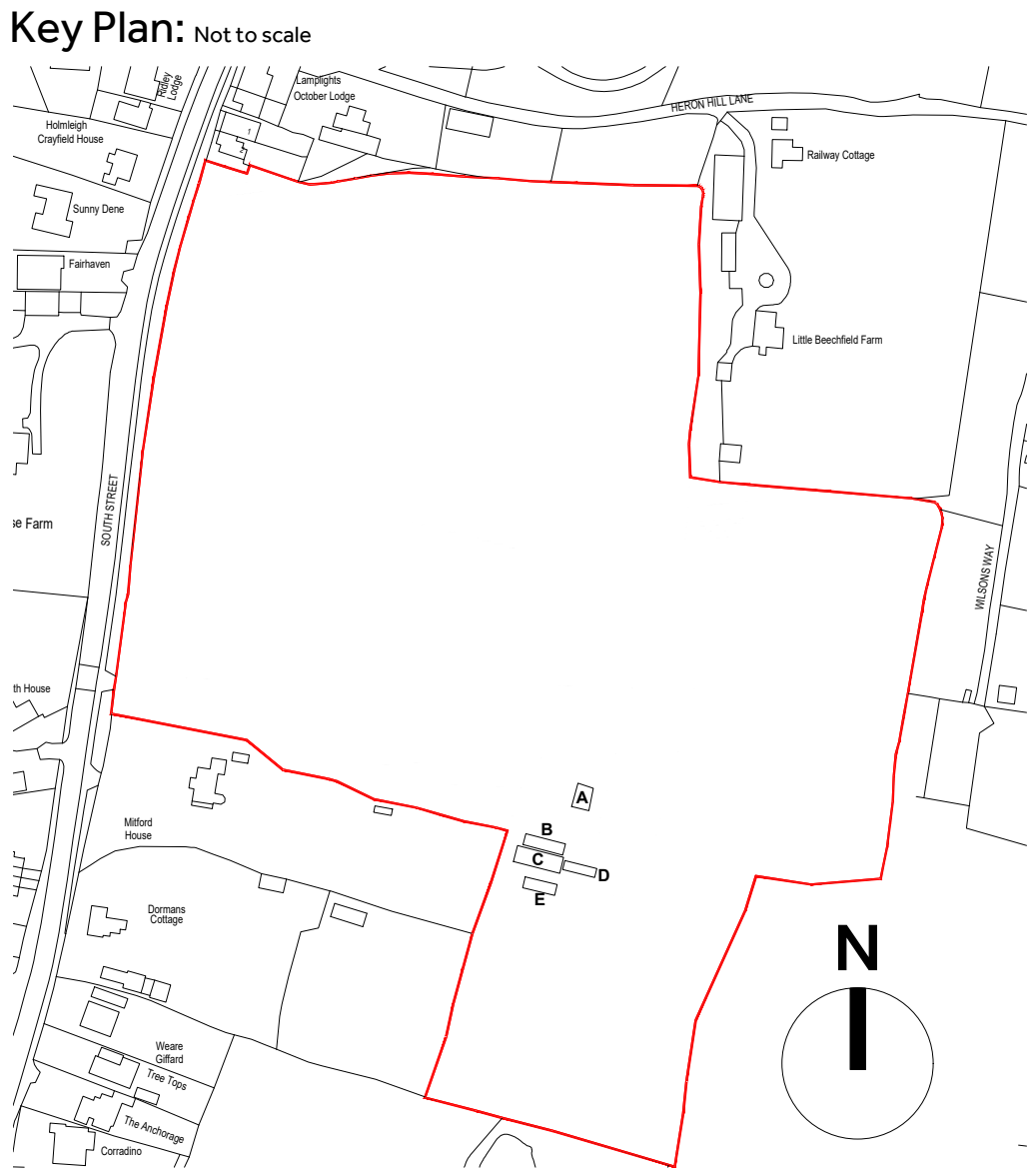
Verify all dimensions on site before commencing any work on site or preparing shop drawings.

All materials, components and workmanship are to comply with the relevant British Standards, Codes of Practice, and appropriate manufacturers recommendations that from time to time shall apply.

For all specialist work, see relevant drawings.

This drawing and design are copyright of Clague LLP  
Registration number OC335948.

| Rev | Date | Description |
|-----|------|-------------|
|-----|------|-------------|



Project Title

Proposed Residential Development  
Land at Blackthorne Farm  
Culverstone Green

### As Existing Buildings Plans & Elevations

|          |            |
|----------|------------|
| Scale    | Drawn by   |
| 1:100@A1 | JS         |
| Date     | Checked by |
| May 2025 | TWM        |

CLAGUE ARCHITECTS

|  |               |
|--|---------------|
| 2 Burgate, Canterbury<br>Kent CT1 2BH                              | 01227 762060  |
| Kinsbourne Court, Luton Road,<br>Letchworth, Hertfordshire AL5 3BL | 01582 765102  |
| 1, Disney Street<br>London SE1 1JF                                 | 0203 597 6112 |

Drawing Number                      Revision

