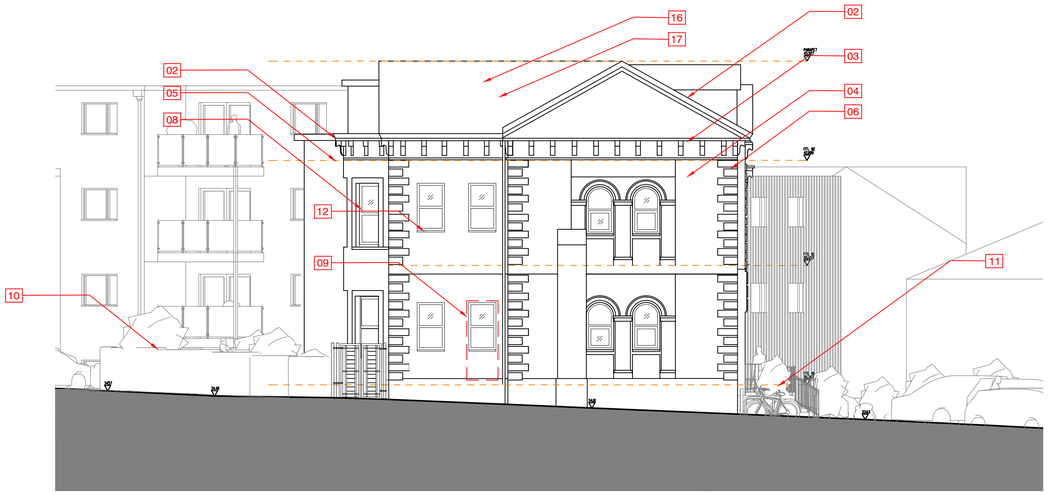

2 BLOCK C - FLANK ELEVATION (NORTH EAST)

Scale: 1:100 @A1

3 BLOCK C - REAR ELEVATION (NORTH WEST)

Scale: 1:100 @A1

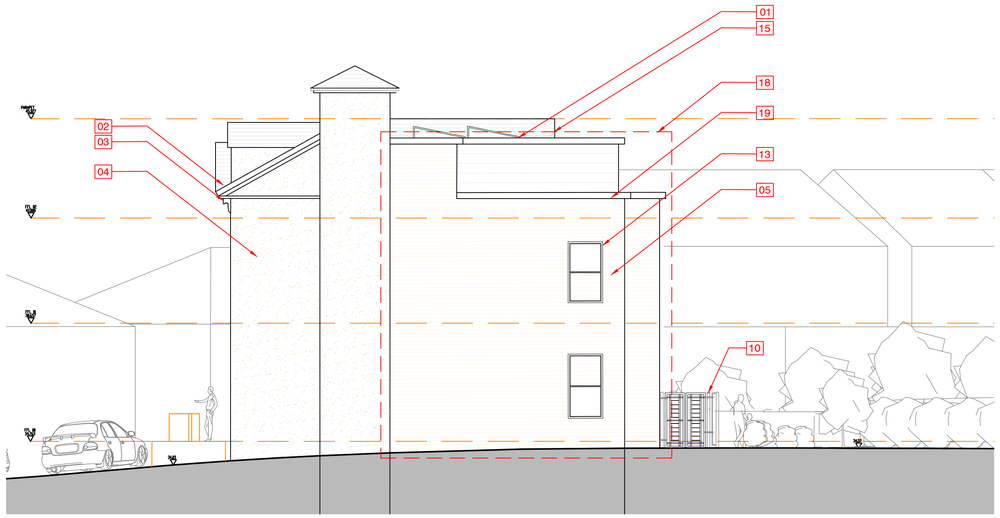

1 BLOCK C - FLANK ELEVATION (SOUTH WEST)

Scale: 1:100 @A1

4 BLOCK C - FRONT ELEVATION (SOUTH EAST)

Scale: 1:100 @A1

KEY TO MATERIALS:

01 Roof to be combination of manufactured fibre cement slate roof tiles on timber backgrounds (ref. Marley Eternet 'Rivendale' or similar approved|) incorporating proprietary recessed pre-fbricated trays to accept solar pv panels where indicated.

02 Roof to have matching ridge/hip tile to roof slates

03 White UPVC coated fascia and soffit boards to form backgrounds for rainwater goods

04 Cladding type 1: existing rendered wall finish to existing retained facades to be taken back to secure masonry backgrounds and made good generally , new finish to be through reinforced coloured synthetic finish render (by STO REND or similar approved) , with seamless render finish, colour grey or similar approved

05 Cladding type 2: kiln fired natural clay brick slip rainscreen
[yellow stock] or similar approved

06 Feature expressed corner quion detail to be repaired or repalced as is necessary, re-rendered and coloured off-white as accent colour

07 Existing externally mounted rainwater hopper and downpipes, to be replaced with new UPVC to match existing styles, colour matched to glazing systems - white

08 Existing UPVC double glazed window system to be refurbished and maintained where possible, colour white. Where replacements are necessary, window style, profile and colour to match existing

09 Existing door to be removed, aperture ammended to form new window with new UPVC double glazed window system to match existing adjacent

10 Secure fencing at ground level to private amenity space , incorporating access controlled locking entry system, to be polyester powder coated metal railings with full height hedge screening inside.

11 Proprietary boxed steel framed cycle shelter, with epoxy coated mild steel frame with clear polycarbonate glazed panels or similar approved

12 New window aperture formed within existing flank wall to match apertures below, with new UPVC double glazed window system to match existing adjacent

13 New window aperture formed to new external wall to re-built areas to have window apertures to match existing adjoining, with new UPVC double glazed window system to match existing in size, style profile and finish.

14 Existing ramped access to existing front door to be re-configured to give better access, capped off with polyester powder coated metal balustrade framing system, , nominal height 1100mm above finished floor level, to top of low level masonry background

15 Existing roof to be fully stripped to make way for new roof construction, feature gable ends retained, re-built and re-furbished where necessary, and new roof construction to be built, purpose designed to accommodate new habitable spaces.

16 Proposed new dormer constructions to re-configured internal accommodation, with through finished render clad rain-screen dormer cheeks and facing walls, timber formed flat roof over with single ply membrane roof finish.

17 New window aperture formed to new dormer to follwo window grid from below, with new UPVC double glazed window system to match existing adjacent

18 Where previous built extensions have been removed, new external envelope of traditional masonry construction to be constructed to extent as indicated

19 New flat roof timber roof to be constructed to areas that are to be re-built following the removal of existing un-retained building fabric. Roof finish to be single ply membrane or similar approved.

Client:

IMPACT CAPITAL GRAVESHAM LTD.

Notes:
1. Do not scale from this drawing.
2. Site verify all dimensions and levels prior to construction.
3. Report all discrepancies to the Drawing Originator immediately.
4. This drawing is to be read in conjunction with all relevant documents and drawings.

Revisions

Rev	Date	Description	Drn	Chk'd

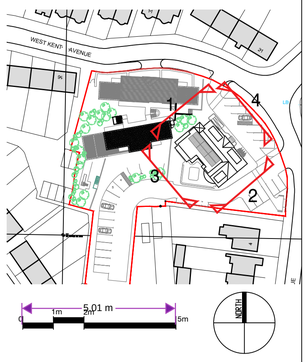

Drawing Originator

atelier - sm (architects)
CHARTERED ARCHITECTS & DESIGNERS

atelier - sm (architects) Ltd
Suite 10/11, Essex House, Station Lane, Upminster, RM14 2SJ
Tel: +44 (0)1708 988 295 Email: info@atelier-sm.co.uk

Drawing Status

PLANNING ISSUE

Project Name

KESSON HOUSE

Drawn by	Drawn Date	Checked by	Checked Date
ATELIER	22/03/2024	-	-

Scale
1:100 @ A1

Title — Original drawing sheet is A1

GENERAL ARANGEMENT
BULDING ELEVATIONS
KESSON HOUSE

Discipline	Project	Subject	Area	Drawing Number	Revision
A -	21251 -	P -	ML -	302	P7