EXISTING

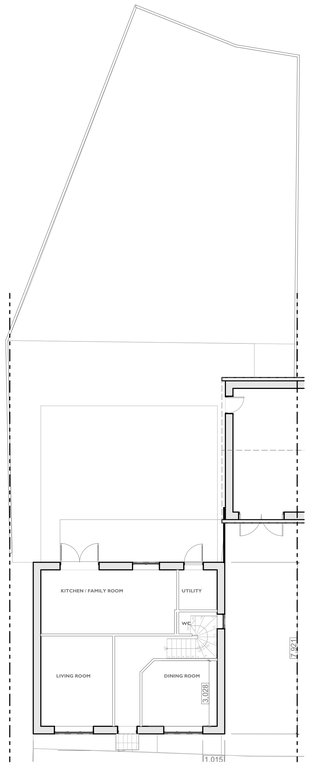

AE01 - GROUND FLOOR PLAN @1:100



AE02 - FIRST FLOOR PLAN @1:100



AE03 - ROOF PLAN @1:100

BE01 - NORTH VIEW @1:100

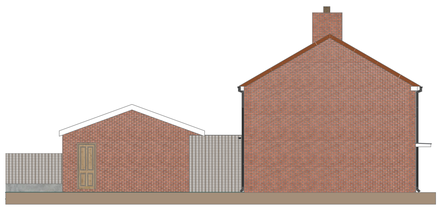

BE02 - EAST VIEW @1:100

BE03 - SOUTH VIEW @1:100

BE04 - SOUTH VIEW @1:100

CE01 - SECTION VIEW @1:100

PROPOSED

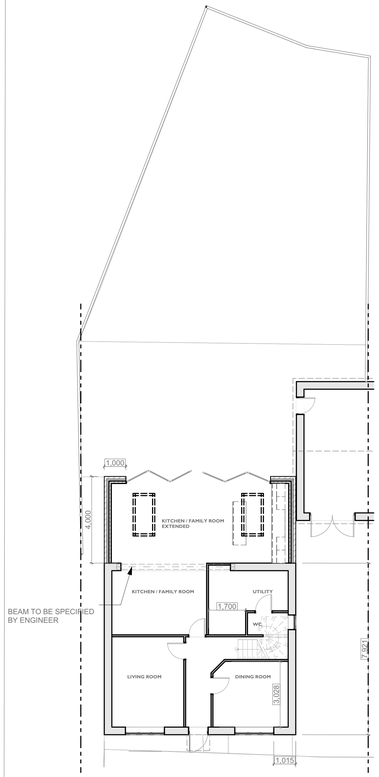

AP01 - GROUND FLOOR PLAN @1:100

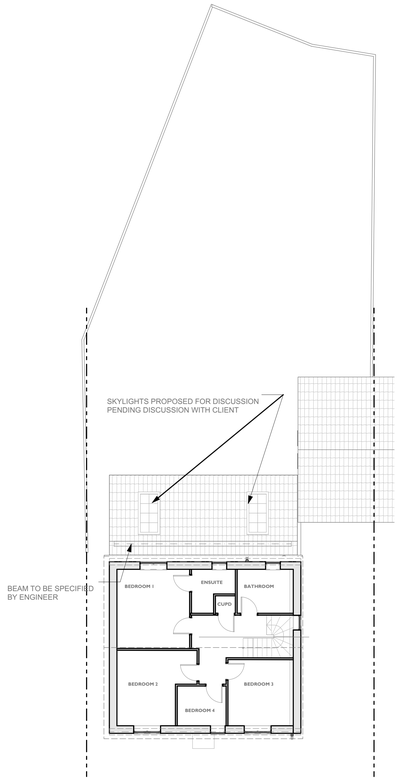

AP02 - FIRST FLOOR PLAN @1:100

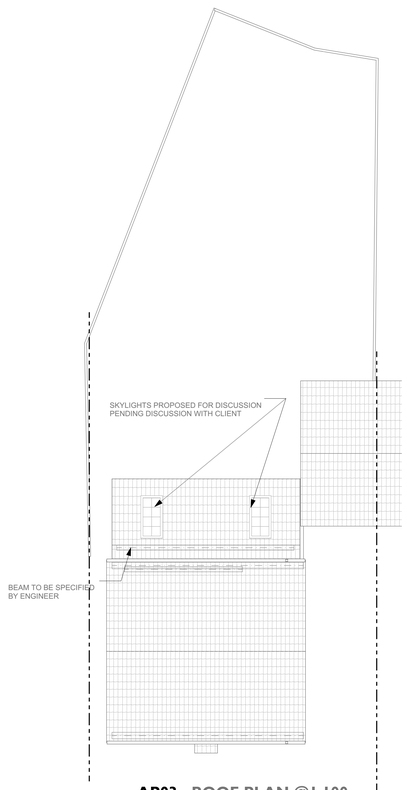

AP03 - ROOF PLAN @1:100

BP01 - NORTH VIEW @1:100

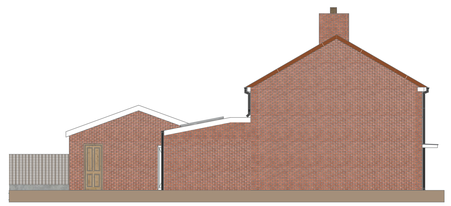

BP02 - EAST VIEW @1:100

BP03 - SOUTH VIEW @1:100

BP04 - SOUTH VIEW @1:100

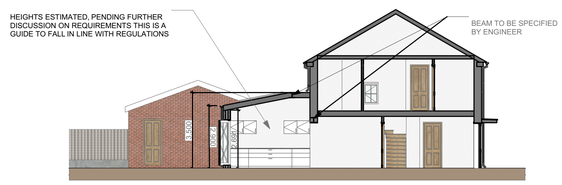

CP01 - SECTION VIEW @1:100

Scale bar @1:100

0 1 2 3 4 6 10m

10 m

VIEW KEY

AE01 - AE03 Existing plan drawing views 1 - 3

AP01 - AP03 Proposed plan drawing views 1 - 3

BE01 - BE04 Existing elevation drawing views 1 - 4

BP01 - BP04 Proposed elevation drawing views 1 - 4

CE01 - CE04 Existing section drawing views 1

CP01 Proposed section drawing views 1

A Series - Plan drawings
AE - Existing Plan drawings
AP - Proposed Plan drawings

B Series - Elevation drawings
BE Existing Elevation drawings
BP Proposed Elevation drawings

C Series - Section drawings
CE Existing Section drawings
CP Proposed Section drawings

PROJECT - 24 BARLEY DRIVE DA11 7GP

Revision: 002

Issued for: Discussion **Drawn by:** Thomas Wheeler **Scales:** @A0 : 1:100 **Project No. :** 05 **Project :** 24 Barley Drive DA11 7GP **Layout Title:** Existing / Proposed