




Building N - Floor Plan
1:100 @ A1




Building O - Floor Plan
1:100 @ A1



Building P - Floor Plan
1:100 @ A1



Building Q - Floor Plan
1:100 @ A1



Building R - Floor Plan
1:100 @ A1



Front Elevation
1:100 @ A1




Side Elevation
1:100 @ A1




Rear Elevation
1:100 @ A1




Side Elevation
1:100 @ A1




Front Elevation
1:100 @ A1



Side Elevation
1:100 @ A1



Rear Elevation
1:100 @ A1



Side Elevation
1:100 @ A1



Front Elevation
1:100 @ A1




Side Elevation
1:100 @ A1




Rear Elevation
1:100 @ A1




Side Elevation
1:100 @ A1




Front Elevation
1:100 @ A1




Side Elevation
1:100 @ A1




Rear Elevation
1:100 @ A1




Side Elevation
1:100 @ A1




Front Elevation
1:100 @ A1



Side Elevation
1:100 @ A1



Rear Elevation
1:100 @ A1



Side Elevation
1:100 @ A1

NOTES:

Report all discrepancies, errors and omissions.

Verify all dimensions on site before commencing any work on site or preparing shop drawings.

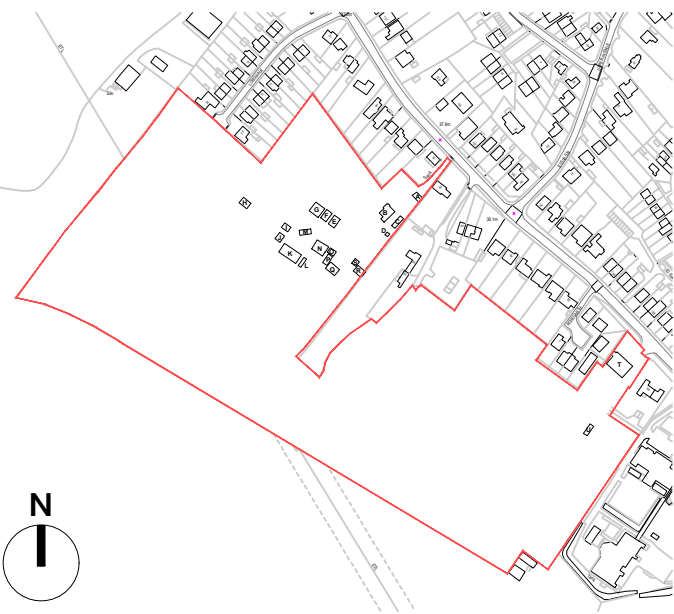
All materials, components and workmanship are to comply with the relevant British Standards, Codes of Practice, and appropriate manufacturers recommendations that from time to time shall apply.

For all specialist work, see relevant drawings.

This drawing and design are copyright of Clague LLP
Registration number OC335948.

| Rev | Date | Description |
|-----|------|-------------|
|-----|------|-------------|

Key Plan: Not to scale



Project Title

Proposed Residential Development
Istead Rise

Drawing Description

As Existing Building & Elevations
Sheet 4 of 5

| | |
|-----------|------------|
| Scale | Drawn by |
| 1:100@A1 | JS |
| Date | Checked by |
| August 25 | TWM |

CLAGUE ARCHITECTS

| | |
|---|---------------|
| 62 Burgate, Canterbury Kent CT1 2BH | 01227 762060 |
| 1 Kinsbourne Court, Luton Road, Harpenden, Hertfordshire AL5 3BL | 01582 765102 |
| 8, Disney Street London SE1 1JF | 0203 597 6112 |

CANTERBURY LONDON HARPENDEN

| Drawing Number | Revision |
|----------------|----------|
|----------------|----------|

22628B / 08

