VENTILATION COMPLETION CERTIFICATE

watkins
Integrated Mechanical, Electrical & Plumbing Services
Watkins House, Leigh Road, Haine Business Park, Ramsgate, Kent, CT12 5EU
01843 852277
info@watkins.co.uk
watkins.co.uk

PART 1 – SYSTEM DETAILS AND DECLARATIONS

INSTALLATION ADDRESS DETAILS	
SITE AND BUILDER	The charter Curo
PLOT NUMBER	E03.B1.02
PROPERTY NO AND ROAD NAME	2
TOWN	10 BULL YARD
COUNTY	Gravesend london
POST CODE	DA122FY

INSTALLATION DETAILS		
SYSTEM CLASSIFICATION	SYSTEM 1	BACKGROUND VENTILATION
	SYSTEM 2	PASSIVE STACK VENTILATION
	SYSTEM 3	CONTINUOUS MECHANICAL EXTRACT – CENTRALISED OR DE CENTRALISED.
	SYSTEM 4 ✔	CONTINUOUS MECHANICAL SUPPLY AND EXTRACT VENTILATION WITH HEAT RECOVERY.
ENTER SYSTEM 1 TO 4 AS DEFINED BY APPROVED DOCUMENT F 2010		
MANUFACTURER	Nuaire MRXBOX	
MODEL NUMBERS	MRXBOXAB-ECO2-OH	
SERIAL NUMBER	6486844	
LOCATIONS & NUMBER OF FAN UNITS	Utility	

PART 2A - INSTALLATION DETAILS

INSTALLATION CHECKLIST – GENERAL (ALL SYSTEMS)				
HAS THE SYSTEM BEEN INSTALLED IN ACCORDANCE WITH MANUFACTURER'S REQUIREMENTS?	YES	✔	NO	
HAVE RELEVANT SYSTEM INSTALLATION CLAUSES BEEN FOLLOWED AS DETAILED IN TABLES 1, 3, 5 AND 7 AS APPLICABLE?	YES	✔	NO	
TYPE OF DUCTWORK INSTALLED (E.G.) RIGID, SEMI-RIGID	Rigid			
IF ANY DEVIATION FROM TABLES 1, 3, 5 AND 7, THESE SHOULD BE DETAILED HERE.	N/a			
DESCRIPTION OF INSTALLED CONTROLS (E.G. TIMER, CENTRAL CONTROL, HUMIDISTAT, PIR, ETC.)	Humidistat / lights / boost switc			
LOCATION OF MANUAL / OVERRIDE CONTROLS	Utility			

watkins
Integrated Mechanical, Electrical & Plumbing Services
Watkins House, Leigh Road, Haine Business Park, Ramsgate, Kent, CT12 5EU
01843 852277
info@watkins.co.uk
watkins.co.uk

PART 2B INSPECTION OF INSTALLATION
THIS SECTION SHOULD BE COMPLETED BEFORE COMPLETING PART 3.

VISUAL INSPECTIONS – GENERAL (ALL SYSTEMS)				
TOTAL INSTALLED EQUIVALENT AREA OF BACKGROUND VENTILATORS IN DWELLING?	Na		MM Na	
TOTAL FLOOR AREA OF DWELLING?	51		M^2 M2	
DOES THE TOTAL INSTALLED EQUIVALENT VENTILATOR AREA MEET THE REQUIREMENTS GIVEN IN TABLES 5.2A, 5.2B, 5.2C IN ADF?	YES	✔	NO	
HAVE ALL BACKGROUND VENTILATORS BEEN LEFT IN THE OPEN POSITION?	YES	✔	NO	
HAVE THE CORRECT NUMBER AND LOCATION OF EXTRACT FANS/TERMINALS BEEN INSTALLED THAT SATISFY TABLE 5.2 IN ADF?	YES	✔	NO	
IS THE INSTALLATION COMPLETE WITH NO OBVIOUS DEFECTS PRESENT?	YES	✔	NO	
DO ALL INTERNAL DOORS HAVE SUFFICIENT UNDERCUT TO ALLOW AIR TRANSFER BETWEEN ROOMS (I.E. 10MM OVER AND ABOVE FINAL FLOOR FINISH)?	YES	✔	NO	
HAS ALL PROTECTION/PACKAGING BEEN REMOVED (INCLUDING FROM BACKGROUND VENTILATORS) SUCH THAT SYSTEM IS FULLY FUNCTIONAL?	YES	✔	NO	
FOR DUCTED SYSTEMS, HAS THE DUCTWORK INSTALLATION BEEN INSTALLED IN SUCH MANNER THAT AIR RESISTANCE AND LEAKAGE IS KEPT TO A MINIMUM?	YES	✔	NO	
ARE THE CORRECT NUMBER AND SIZE OF BACKGROUND VENTILATORS PROVIDED THAT SATISFY ADF?	YES	✔	NO	
HAS THE ENTIRE SYSTEM BEEN INSTALLED SUCH THAT THERE IS SUFFICIENT ACCESS FOR ROUTINE MAINTENANCE AND REPAIR / REPLACEMENT OF COMPONENTS?	YES	✔	NO	

MVHR UNIT				
CONDENSE DRAIN CONNECTED TO WASTE WITH HEP20 TRAP – NO TUNDISH	YES	✔	NO	

VISUAL INSPECTIONS – GENERAL (SYSTEMS 3 AND 4 ONLY)				
HAVE APPROPRIATE AIR TERMINAL DEVICES BEEN INSTALLED TO ALLOW SYSTEM BALANCE?	YES	✔	NO	
HAS THE HEAT RECOVERY UNIT (SYSTEM 4 ONLY) AND ALL DUCTWORK BEEN EFFECTIVELY INSULATED WHERE INSTALLED IN UNHEATED SPACES?	YES	✔	NO	
CONDENSATE CONNECTION IS COMPLETE AND DRAINS TO AN APPROPRIATE LOCATION (SYSTEM 4 ONLY)?	YES	✔	NO	
HAVE ALL FILTERS BEEN CLEANED AND REPLACED?	YES	✔	NO	

OTHER INSPECTIONS – GENERAL (SYSTEMS 1, 3 AND 4 ONLY)				
UPON INITIAL START-UP, WAS ANY ABNORMAL SOUND OR VIBRATIONS EXPERIENCED, OR UNUSUAL SMELLS DETECTED?	YES		NO	✔

watkins
Integrated Mechanical, Electrical & Plumbing Services
Watkins House, Leigh Road, Haine Business Park, Ramsgate, Kent, CT12 5EU
01843 852277
info@watkins.co.uk
watkins.co.uk

PART 3 - AIR FLOW MEASUREMENT TEST AND COMMISSIONING DETAILS

TEST EQUIPMENT		
SCHEDULE OF AIR FLOW MEASUREMENT EQUIPMENT USED (MODEL AND SERIAL)		DATE OF LAST UKAS CALIBRATION
1.	Testo 417	Within first year new
2.		

AIR FLOW MEASUREMENTS (EXTRACT) – SYSTEMS 3 AND 4 ONLY				
ROOM REFERENCE (LOCATION OF TERMINALS)	MEASURED AIR FLOW HIGH RATE (I/S)	DESIGN AIR FLOW HIGH RATE (I/S) REFER TO TABLE 5.1A IN ADF	MEASURED AIR FLOW LOW RATE (I/S)	DESIGN AIR FLOW LOW RATE (I/S) REFER TO TABLE 5.1A IN ADF
KITCHEN	AB 13.3	DB 13.	AT. 6.9	DT 5.8
BATHROOM	AB. 8.3	DB 8.	AT 4	DT 3.5
EN SUITE				
UTILITY	AB. 8.1	DB 8	AT. 4.3	DT 3.5
OTHER....				
OTHER....	B=boost T= Trickle			

AIR FLOW MEASUREMENTS (SUPPLY) – SYSTEM 4 ONLY				
ROOM REFERENCE (LOCATION OF TERMINALS)	MEASURED AIR FLOW HIGH RATE (I/S)	DESIGN AIR FLOW HIGH RATE (I/S) REFER TO TABLE 5.1B IN ADF	MEASURED AIR FLOW LOW RATE (I/S)	DESIGN AIR FLOW LOW RATE (I/S) REFER TO TABLE 5.1B IN ADF
LIVING ROOM 1	AB 15.	DB. 15	AT 7.3	DT. 6.7
LIVING ROOM 2 (IF PRESENT)				
DINING ROOM				
BEDROOM 1	AB. 14.	DB. 14	AT 6.2	DT. 6.2
BEDROOM 2				
BEDROOM 3				
BEDROOM 4				
BEDROOM 5				
STUDY				

COMMISSIONING – SYSTEMS 3 AND 4 ONLY				
HAVE CONTROLS BEEN SET-UP IN ACCORDANCE WITH THE MANUFACTURER'S RECOMMENDATIONS?	YES	✔	NO	
HAVE ALL DISTRIBUTION GRILLES BEEN LOCKED TO PREVENT UNAUTHORISED ADJUSTMENT?	YES	✔	NO	

watkins
Integrated Mechanical, Electrical & Plumbing Services
Watkins House, Leigh Road, Haine Business Park, Ramsgate, Kent, CT12 5EU
01843 852277
info@watkins.co.uk
watkins.co.uk

TEST ENGINEER'S DETAILS	
NAME	Jason white
COMPANY	C . Watkins
ADDRESS	Leigh Road
	Haine buisness Park
POST CODE	Ct12 5eu
SIGNATURE	
COMPETENT PERSON SCHEME/REGISTRATION NUMBER (IF APPLICABLE)	22/DV-2/138/1730
DATE OF TEST	4 December 2025

NOTES

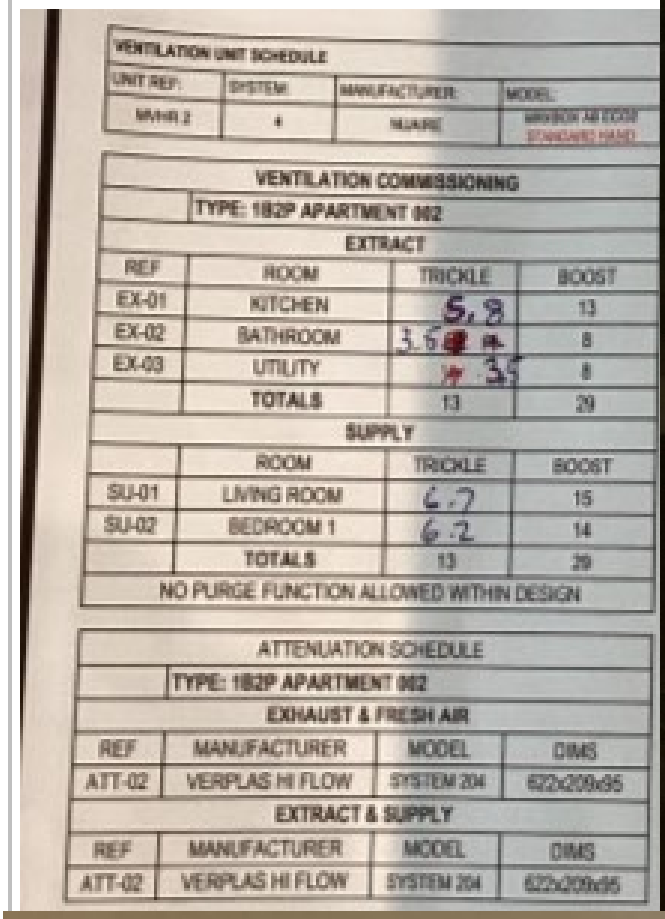

VENTILATION UNIT SCHEDULE			
UNIT REF:	SYSTEM:	MANUFACTURER:	MODEL:
MVHR 2	4	NUAIRE	[illegible] STANDARD HAND

VENTILATION COMMISSIONING			
TYPE: 1B2P APARTMENT 002			
EXTRACT			
REF	ROOM	TRICKLE	BOOST
EX-01	KITCHEN	5.8	13
EX-02	BATHROOM	3.5	8
EX-03	UTILITY	3.5	8
	TOTALS	13	29
SUPPLY			
	ROOM	TRICKLE	BOOST
SU-01	LIVING ROOM	6.7	15
SU-02	BEDROOM 1	6.2	14
	TOTALS	13	29
NO PURGE FUNCTION ALLOWED WITHIN DESIGN			

ATTENUATION SCHEDULE			
TYPE: 1B2P APARTMENT 002			
EXHAUST & FRESH AIR			
REF	MANUFACTURER	MODEL	DIMS
ATT-02	VERPLAS HI FLOW	SYSTEM 204	622x209x95
EXTRACT & SUPPLY			
REF	MANUFACTURER	MODEL	DIMS
ATT-02	VERPLAS HI FLOW	SYSTEM 204	622x209x95

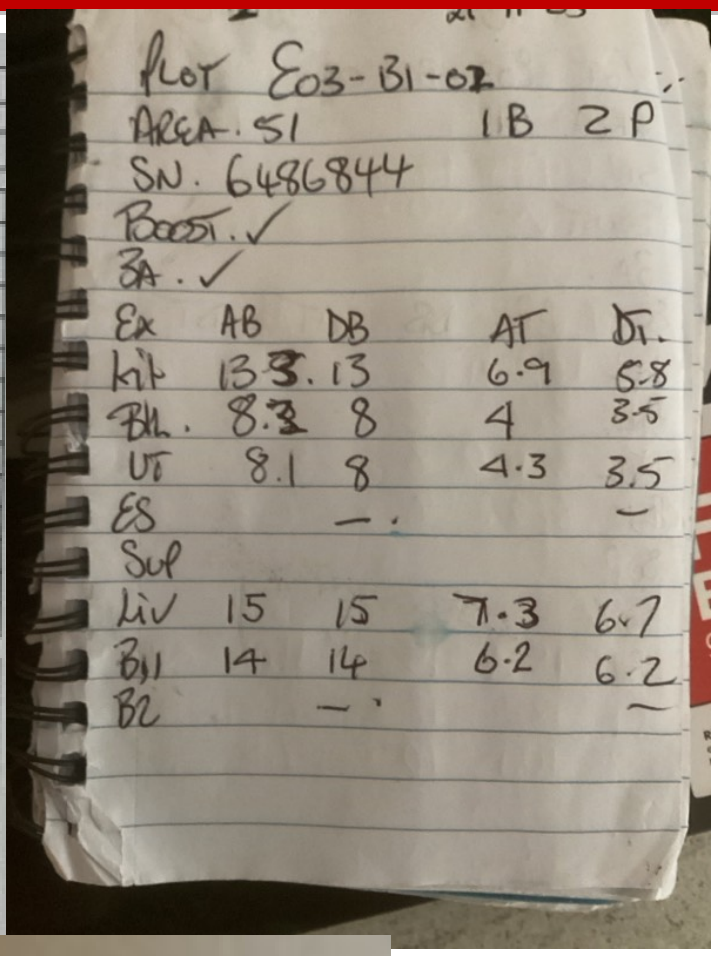

PLOT E03-B1-02
AREA. 51 1B 2P
SN. 6486844
BOOST. ✓
3A. ✓

Ex	AB	DB	AT	DT.
Kit	13.3	13	6.9	5.8
Bth.	8.3	8	4	3.5
UT	8.1	8	4.3	3.5
ES		—		—
Sup				
Liv	15	15	7.3	6.7
B1	14	14	6.2	6.2
B2		—		—